

Sree Rayalaseema Hi-Strength Hypo Limited


Regd. Office, Gondiparla, Kurnool-518 004 CIN - L24110AP2005PLC045726, Tel: 08518-226656 FAX: 08518-223066

AUDITED FINANCIAL RESULTS FOR THE QUARTER/YEAR ENDED 31st MARCH, 2019

Website: www.tgv group.com email : srhypo@tgvmail.net

(Rs. In Lakhs except EPS)

Sl.No	Particulars	QUARTER ENDED			YEAR ENDED	
		31.03.19 (Audited)	31.12.18 (Un-Audited)	31.03.18 (Audited)	31.03.19 (Audited)	31.03.18 (Audited)
I	Revenue from operations	19,693.72	16,376.99	18,121.89	70,214.05	55,546.64
II	Other income	-5.17	77.19	186.89	206.78	346.15
III	Total Revenue (I+II)	19,688.54	16,454.18	18,308.78	70,420.82	55,892.79
IV	Total Expenditure					
	a)Cost of materials consumed	9,550.82	9,443.21	8,032.66	36,098.74	28,843.72
	b)Purchases of Stock-in-trade	3,026.06	469.87	4,312.47	9,465.74	11,274.98
	c)Change in inventories of finished goods, work-in progress and stock in trade	600.78	307.25	64.98	650.87	(829.88)
	d)Employee benefits expenses	624.97	510.71	728.80	2,147.61	1,905.73
	e)Finance cost	314.64	364.91	255.24	1,039.16	699.99
	f)Depreciation/Amortisation expenses	1,184.60	1,102.42	507.07	4,491.86	1,866.07
	g)Other expenses	3,859.44	2,950.22	3,869.82	12,562.00	9,979.30
	Total (a to g)	19,161.33	15,148.59	17,771.04	66,456.00	53,739.92
V	Profit before exceptional items items and tax (III-IV)	527.21	1,305.59	537.74	3,964.82	2,152.87
VI	Exceptional items	255.78	-	1,548.48	255.78	1,548.48
VII	Profit before Tax (V+VI)	782.99	1,305.59	2,086.22	4,220.60	3,701.35
VIII	Tax expenses					
	Current Tax (MAT) for the year	292.31	(498.49)	444.71	1,689.78	789.38
	Mat credit entitlement for the year	-	-	(732.54)	-	(732.54)
	Deferred Tax	1,202.16	198.55	(133.85)	465.56	(16.13)
	Earlier years Income Tax	22.70	-	-	22.70	-
IX	Profit for the period (VII-VIII)	(734.17)	1,005.65	2,507.88	2,042.57	3,660.63
X	Other comprehensive income					
	Net gain /(losses) on FVTOCI financial instruments	1,457.14	344.92	(2,968.60)	(2,207.39)	6,214.79
	Re-measurement gains/(losses) on defined benefit plans	9.05	-	6.60	9.05	6.60
	Tax on above items	(512.34)	(120.53)	1,025.09	768.19	(2,153.10)
XI	Total Comprehensive income for the period (IX+X)	219.67	1,230.04	570.97	612.41	7,728.92
XII	Earnings per Equity share (Not Annualized)					
	(a) Basic (Rs.)	-4.28	5.86	15.38	11.90	22.45
	(b) Diluted (Rs.)	-4.28	5.86	14.61	11.90	21.33



(T.G. BHARATH)
Chairman & Managing Director

Sree Rayalaseema Hi-Strength Hypo Limited


Regd. Office, Gondiparla, Kurnool-518 004 CIN - L24110AP2005PLC045726, Tel: 08518-226656 FAX: 08518-223066


AUDITED STATEMENT OF ASSETS AND LIABILITIES AS AT 31st MARCH, 2019

Website: www.tgv group.com email : srhypo@tgvmail.net

(Rs. In Lakhs)

ASSETS	As at 31st March 2019	As at 31st March 2018
Non-current assets		
Property, plant and equipment	19,438.19	19,435.67
Financial assets		
- Investments	6,509.90	10,524.82
- Other financial assets	391.81	258.33
Other non-current assets	1,191.74	1,152.07
Current assets		
Inventories	3,704.83	3,652.24
Financial assets		
- Trade receivables	8,789.57	5,706.51
- Cash and cash equivalents	177.62	297.87
- Bank balances other than Cash and cash equivalents	1,340.98	659.71
- Loans	131.84	125.03
- Other financial assets	51.70	14.53
Other current assets	5,253.66	4,207.14
TOTAL ASSETS	46,981.84	46,033.93
EQUITY AND LIABILITIES		
	As at 31st March 2019	As at 31st March 2018
Equity		
Equity Share capital	1,716.48	1,630.66
Other equity	30,815.02	30,168.02
Total Equity	32,531.50	31,798.68
Liabilities		
Non-current liabilities		
Financial liabilities		
- Borrowings	594.49	2,169.28
- Others	130.74	126.24
Deferred tax liabilities (Net)	1,718.00	446.48
Deferred Government grants	107.95	113.94
Provisions	93.23	81.23
	For Sree Rayalaseema Hi-Strength Hypo Ltd.	
Current liabilities		
Financial liabilities		
- Borrowings	3,959.11	4,792.37
- Trade and other payables		
- Outstanding Dues of Micro and small enterprises	180.25	80.02
- Outstanding Dues of other than Micro and small enterprises	4,002.18	2,205.85
- Other financial liabilities	1,846.78	1,866.90
Other current liabilities	1,204.96	1,558.94
Provisions	91.12	85.08
Current tax liability (Net)	521.53	708.90
TOTAL LIABILITIES	14,450.33	14,235.24
TOTAL EQUITY AND LIABILITIES	46,981.84	46,033.93


 P.G. BHARATH
 Chairman & Managing Director



Segment wise revenue, results and Assets & Liabilities

Sl. No.	Particulars	Quarter ended			Year Ended	
		31-03-2019	31-12-2018	31-03-2018	31.03.19	31-03-2018
		(Audited)	(Un audited)	(Audited)	Audited	(Audited)
1	Segment Revenue					
	Chemicals and Trading	19,034.93	15,758.79	17,515.73	67,265.28	52,852.08
	Power Generation	1,438.09	1,603.44	1,783.66	6,983.48	7,354.38
	Unallocated	-5.17	77.19	186.89	206.78	346.15
	Total	20,467.85	17,439.42	19,486.28	74,455.54	60,552.60
	Less: intersegment Revenue	779.30	985.25	1,177.50	4,034.72	4,659.82
	Net Sales/Income from Operations	19,688.55	16,454.17	18,308.78	70,420.82	55,892.79
2	Segment Results (Profit before Tax & Finance Cost)					
	Chemicals and Trading	1,321.78	1,545.59	2,260.56	4,734.04	3,060.82
	Power Generation	-218.96	47.72	-105.99	318.95	994.38
	Unallocated	-5.17	77.19	186.89	206.78	346.15
	Total	1,097.65	1,670.50	2,341.46	5,259.77	4,401.35
	Less: Interest (Net)	314.64	364.91	255.24	1,039.16	699.99
	Total Profit Before Tax	782.99	1,305.59	2,086.22	4,220.60	3,701.35
3	Segment Assets					
	Chemicals and Trading	33,532.08	36,070.30	27,100.89	33,532.08	27,100.89
	Power Generation	6,939.86	7,334.57	8,259.73	6,939.86	8,259.73
	Others	6,509.90	3,136.98	10,673.30	6,509.90	10,673.30
	Total	46,981.84	46,541.85	46,033.93	46,981.84	46,033.93
4	Segment Liabilities					
	Chemicals and Trading	11,602.72	10,787.02	11,089.73	11,602.72	11,089.73
	Power Generation	1,129.61	1,161.62	1,595.13	1,129.61	1,595.13
	Others	1,718.00	1,540.58	1,550.38	1,718.00	1,550.38
	Total	14,450.33	13,489.22	14,235.24	14,450.33	14,235.24



For Sree Rayalaseema Hi-Strength Hypo Ltd.

(T.G. BHARATH)
Chairman & Managing Director

1. The above Audited Financial Results for the fourth quarter/ year ending March 31, 2019 were reviewed by the audit Committee and approved by the Board of Directors at their respective meetings held on May 30,2019.
2. The Board of Directors have recommended final dividend of Rs.2.00 per share of Rs. 10/- each (20% on paid up Equity share capital) for financial year ended March 31,2019 subject to members approval in the ensuing Annual General Meeting.
3. During the year , the Company has undertaken a technical study to analyze the future working of various machineries in the present prevailing environment and working condition, based on this study, the useful life of some of the assets are revised with effect from 01.04.2018. Accordingly the depreciation is recalculated to apportion the carrying value over the residual useful life as on 01.04.2018. Due to change in this accounting estimate the depreciation for the quarter is higher by Rs.674.79 lakhs and impact on profits for the quarter by similar amount. The future impact of this change in accounting estimate is Rs2699.17 lakhs per annum for the next three years.
4. Exceptional item includes profit realized on redemption of Cumulative Redeemable Preference Shares (CRPS) by M/s TGV SRAAC Limited.
5. Post implementation of Goods & Services Tax (GST) with effect from July 1, 2017, revenues are disclosed net of GST. Revenues for the period prior to July 1, 2017 included excise duty.
6. The figures for the quarter ended March 31 , 2019 and March 31, 2018 are the balancing figures between the audited figures in respect of the full financial year and unaudited published figures up to the third quarter for the respective years.
7. The above financial results have been prepared in accordance with Indian Accounting Standards (Ind AS) notified under Companies (Indian Accounting Standards) Rules, 2015.
8. The figures of the previous period have been rearranged / regrouped wherever necessary to make them comparable.



Date: 30.05.2019
Place: Kurnool

For and on behalf of the Board

T G Bharath
Chairman & Managing Director
DIN: 00125087

Sree Royalaseema Hi-Strength Hypo Limited


Regd. Office, Gondiparla, Kurnool-518 004 CIN - L24110AP2005PLC045726, Tel: 08518-226656 FAX: 08518-223066

Website: www.tgv group.com, email : srhypo@tgvmail.net

UNAUDITED FINANCIAL RESULTS FOR THE QUARTER / NINE MONTHS ENDED 31st DECEMBER, 2018

(Rs. In Lakhs except EPS)

Sl.No	Particulars	Quarter ended			Nine Months Ended		Year Ended	
		31-12-2018 (Un-Audited) Rs.	30-09-2018 (Un-Audited) Rs.	31-12-2017 (Un-Audited) Rs.	31-12-2018 (Un-Audited) Rs.	31-12-2017 (Un-Audited) Rs.	31-03-2018 (Audited) Rs.	
I	Revenue from operations	16,376.99	17,377.14	12,917.53	50,520.33	37,424.75	55,546.64	
II	Other income	77.19	87.85	50.36	211.95	159.26	346.15	
III	Total Revenue (I+II)	16,454.18	17,464.99	12,967.89	50,732.28	37,584.01	55,892.79	
IV	Total Expenditure							
	a)Cost of materials consumed	9,443.21	9,108.82	7,239.05	26,547.92	20,811.06	28,843.72	
	b)Purchases of Stock-in-trade	469.87	1,940.41	3,206.34	6,439.68	6,199.71	10,512.18	
	c)Change in inventories of finished goods,work-in progress & stock in trade	307.25	306.76	(992.24)	50.09	(894.86)	(829.88)	
	d) Excise Duty on sale of goods	-	-	-	-	-	441.14	
	e)Employee benefits expenses	510.71	494.47	381.76	1,522.64	1,176.93	1,905.73	
	f)Finance cost	364.91	141.81	207.29	724.52	444.75	699.99	
	g)Depreciation/Amortisation expenses	1,102.42	1,110.27	490.60	3,307.26	1,359.00	1,866.07	
	h)Other expenses	2,950.22	2,991.57	2,041.53	8,702.56	6,872.28	10,300.97	
	Total (a to h)	15,148.60	16,094.12	12,574.33	47,294.68	35,968.87	53,739.92	
V	Profit before exceptional items and tax (III-IV)	1,305.58	1,370.88	393.56	3,437.60	1,615.14	2,152.87	
VI	Exceptional items	-	-	-	-	-	(1,548.48)	
VII	Profit before Tax (V-VI)	1,305.58	1,370.88	393.56	3,437.60	1,615.14	3,701.35	
VIII	Tax expenses							
	Current Tax for the year	498.49	467.65	100.54	1,397.47	344.67	789.38	
	Mat credit entitlement for the year	-	-	-	-	-	(732.54)	
	Deferred Tax	(198.55)	(271.76)	158.96	(736.60)	117.72	(16.13)	
IX	Profit for the period (VII-VIII)	1,005.64	1,174.98	134.06	2,776.72	1,152.75	3,660.63	
X	Other comprehensive income							
	Net gain /(losses) on FVTOCI financial instruments	344.92	273.43	5,588.10	(3,664.53)	9,183.39	6,214.79	
	Re-measurement gains/(losses) on defined benefit plans	-	-	-	-	-	6.60	
	Tax on above items	(120.53)	(95.54)	(1,933.93)	1,280.53	(3,178.19)	(2,153.10)	
XI	Total Comprehensive income for the period (IX+X)	1,230.03	1,352.87	3,788.23	392.72	7,157.95	7,728.92	
XII	Earnings per Equity share	(Not Annualized)					Annualized	
	(a) Basic (Rs.)	5.86	6.85	0.87	16.18	7.44	22.45	
	(b) Diluted (Rs.)	5.86	6.85	0.78	16.18	6.72	21.33	



For Sree Royalaseema Hi-Strength Hypo Ltd.

(T.G. BHARATH)

Chairman & Managing Director

Segment wise revenue, results and Assets & Liabilities

Sl. No.	Particulars	Quarter ended			Nine Months Ended		Year Ended
		31-12-2018	30-09-2018	31-12-2017	31-12-2018	31-12-2017	31-03-2018
		(Un-Audited) Rs.	(Un-Audited) Rs.	(Un-Audited) Rs.	(Un-Audited) Rs.	(Un-Audited) Rs.	(Audited) Rs.
I	Segment Revenue						
	Chemicals & Trading	15,758.79	16,415.62	12,415.94	48,230.35	35,336.35	52,852.08
	Power Generation	1,603.44	2,109.88	2,028.98	5,545.39	5,570.72	7,354.38
	Unallocated	77.19	87.85	50.36	211.95	159.26	346.15
	Total	17,439.42	18,613.35	14,495.28	53,987.70	41,066.33	60,552.61
	Less: Intersegment Revenue	(985.25)	(1,148.36)	(1,527.39)	(3,255.42)	(3,482.32)	(4,659.82)
	Net Sales/Income from Operations	16,454.18	17,464.99	12,967.89	50,732.28	37,584.01	55,892.79
II	Segment Results (Profit before Tax & Finance Cost)						
	Chemicals & Trading	1,545.59	1,064.86	148.49	3,412.26	800.26	3,060.82
	Power Generation	47.72	359.97	402.00	537.91	1,100.37	994.38
	Unallocated	77.19	87.85	50.36	211.95	159.26	346.15
	Total	1,670.49	1,512.69	600.85	4,162.12	2,059.89	4,401.35
	Less: Interest (Net)	(364.91)	(141.81)	(207.29)	(724.52)	(444.75)	(699.99)
	Total Profit Before Tax	1,305.58	1,370.88	393.56	3,437.60	1,615.14	3,701.35
III	Segment Assets						
	Chemicals & Trading	36,070.30	32,335.34	42,809.04	36,070.30	42,809.04	27,833.43
	Power Generation	7,334.57	7,752.70	8,494.24	7,334.57	8,494.24	8,259.73
	Others	3,136.98	5,520.98	-	3,136.98	-	10,673.30
	Total	46,541.86	45,609.02	51,303.28	46,541.86	51,303.28	46,766.46
IV	Segment Liabilities						
	Chemicals & Trading	10,787.02	10,746.96	14,936.00	10,787.02	14,936.00	11,822.27
	Power Generation	1,161.62	1,362.50	2,177.00	1,161.62	2,177.00	1,595.13
	Others	1,540.58	1,543.81	-	1,540.58	-	1,550.38
	Total	13,489.22	13,653.27	17,113.00	13,489.22	17,113.00	14,967.78

NOTES

- The above Un audited Financial Results for the third quarter/ nine months ending 31.12.2018 were reviewed by the audit Committee and approved by the Board of Directors at their respective meetings held on 13.02.2019. The Statutory Auditors have carried out Limited Review of the above financial results .
- Effective from 01st July,17 sales are recorded net of Goods and Service Tax (GST) and for first quarter ending 2017 – 18 sales includes Excise duty. Hence revenue from operations for the nine months ended 31st December, 18 is not strictly comparable with corresponding period of previous year.
- The figures of the previous period have been restated / regrouped wherever necessary to make them comparable.

Date: 13th February, 2019
Place: Kumool



For Sree Rayalaseema Hi-Strength Hypo Limited

T.G. Bharath
Chairman & Managing Director
DIN : 00125087

Sree Rayalaseema Hi-Strength Hypo Limited

Regd. Office, Gondiparla, Kurnool-518 004 CIN - L24110AP2005PLC045726, Tel: 08518-226656 FAX: 08518-223066

Website: www.tgvgroup.com email : srhypo@tgvmail.net

UNAUDITED FINANCIAL RESULTS FOR THE QUARTER / HALF YEAR ENDED 30th SEPTEMBER, 2018

(Rs. In Lakhs except FPI)

Sl.No	Particulars	Quarter ended			Half year Ended		Year Ended
		30-09-2018 (Un-Audited)	30-06-2018 (Un-Audited)	30-09-2017 (Un-Audited)	30-09-2018 (Un-Audited)	30-09-2017 (Un-Audited)	31-03-2018 (Audited)
I	Revenue from operations	17,377.14	16,766.20	12,580.53	34,143.34	24,507.22	55,546.64
II	Other income	87.85	46.91	(17.02)	134.76	108.90	146.17
III	Total Revenue (I+II)	17,464.99	16,813.11	12,563.51	34,278.10	24,616.12	55,692.81
IV	Total Expenditure						
	a) Cost of materials consumed	9,108.82	7,995.89	6,865.60	17,104.71	13,572.01	28,843.72
	b) Purchases of Stock-in-trade	1,940.41	4,029.40	1,741.24	5,969.81	2,993.37	10,512.18
	c) Change in inventories of finished goods, work-in progress & stock in trade	306.76	(563.92)	129.52	-257.16	97.38	-829.85
	d) Excise Duty on sale of goods	-	-	-	-	441.14	441.14
	e) Employee benefits expenses	494.47	517.46	423.28	1,011.93	795.17	1,903.73
	f) Finance cost	141.81	217.80	107.58	359.61	237.46	699.99
	g) Depreciation/Amortisation expenses	1,110.27	1,094.57	435.22	2,204.84	868.40	1,866.07
	h) Other expenses	2,991.57	2,760.77	2,217.74	5,752.34	4,389.61	10,900.00
	Total (a to h)	16,094.12	16,051.97	11,920.18	32,146.09	23,394.54	53,739.92
V	Profit before exceptional items and tax (III-IV)	1,370.88	761.14	643.33	2,132.02	1,221.58	2,152.87
VI	Exceptional items	-	-	-	-	-	(1,348.48)
VII	Profit before Tax (V+VI)	1,370.88	761.14	643.33	2,132.02	1,221.58	3,701.35
VIII	Tax expenses						
	Current Tax for the year	467.65	431.33	143.94	898.98	244.13	899.38
	Mat credit entitlement for the year	-	-	-	-	-	(732.54)
	Deferred Tax	-271.76	(266.29)	(18.00)	(538.05)	(41.24)	(16.12)
IX	Profit for the period (VII-VIII)	1,174.98	596.10	517.39	1,771.08	1,018.69	3,666.63
X	Other comprehensive income						
	Net gain/(losses) on FVTOCI financial instruments	273.43	(4,282.89)	2,102.49	(4,009.46)	2,351.03	6,214.79
	Re-measurement gains/(losses) on defined benefit plans	-	-	-	-	-	6.60
	Tax on above items	(95.54)	1,496.61	-	1,401.07	-	(2,133.10)
XI	Total Comprehensive income for the period (IX+X)	1,352.87	(2,190.18)	2,619.88	(837.31)	3,369.72	7,728.99
XII	Earnings per Equity share (Not Annualized)						
	(a) Basic (Rs.)	6.85	3.66	3.34	10.32	6.58	23.03
	(b) Diluted (Rs.)	6.85	3.47	3.01	10.32	5.93	21.34



For Sree Rayalaseema Hi-Strength Hypo Ltd.

(T.G. BHARATH)
Chairman & Managing Director

Sree Rayalaseema Hi-Strength Hypo Limited

Regd. Office, Gondiparla, Kurnool-518 004 CIN - L24110AP2005PLC045726, Tel: 08518-226656 FAX: 08518-223066

Website: www.tgv group.com email : srhypo@tgvmail.net

UNAUDITED STATEMENT OF ASSETS AND LIABILITIES AS AT 30th SEPTEMBER, 2018

(Rs. In Lakhs)

ASSETS	30th Sep,2018	31st Mar,2018
Non-current assets		
Property, plant and equipment	19,481.83	19,435.67
Capital work-in-progress	-	-
Investment properties	-	-
Financial assets		
- Investments	5,520.98	10,524.82
- Other financial assets	1,005.06	990.87
Other non-current assets	1,464.51	1,152.07
Current assets		
Inventories	4,833.87	3,652.24
Financial assets		
- Trade receivables	7,648.52	5,706.51
- Cash and cash equivalents	1,611.19	297.87
- Bank balances other than Cash and cash equivalents	659.68	659.71
- Loans	176.36	125.03
- Other financial assets	14.54	14.53
Current Tax Assets (Net)	258.50	-
Other current assets	2,933.96	4,207.14
TOTAL ASSETS	45,609.02	46,766.46
EQUITY AND LIABILITIES		
Equity		
Equity Share capital	1,716.48	1,630.66
Other equity	30,239.26	30,168.02
Total Equity	31,955.74	31,798.68
Liabilities		
Non-current liabilities		
Financial liabilities		
- Borrowings	1,893.49	2,169.28
- Others	126.24	126.24
Deferred tax liabilities (Net)	1,543.81	1,550.38
Deferred Government grants	94.96	113.94
Provisions	81.23	81.23
Current liabilities		
Financial liabilities		
- Borrowings	2,270.85	4,792.37
- Trade and other payables		
- Outstanding dues of Micro and small enterprises	111.57	80.01
- Outstanding dues of other than Micro and small enterprises	4,104.46	2,205.86
- Other financial liabilities	2,141.16	1,866.90
Other current liabilities	1,166.77	1,558.94
Provisions	118.73	85.08
Current tax liability (Net)	-	337.55
TOTAL LIABILITIES	13,653.27	14,967.78
TOTAL EQUITY AND LIABILITIES	45,609.01	46,766.46



For Sree Rayalaseema Hi-Strength Hypo Ltd.

Segment wise revenue, results and Assets & Liabilities

Sl. No.	Particulars	Quarter ended			Half year Ended		Year Ended
		30-09-2018 (Un-Audited)	30-06-2018 (Un-Audited)	30-09-2017 (Un-Audited)	30-09-2018 (Un-Audited)	30-09-2017 (Un-Audited)	31-03-2018 (Audited)
I	Segment Revenue						
	Chemicals	16,415.62	16,055.94	11,767.70	32,471.56	22,920.41	51,852.66
	Power Generation	2,109.88	1,832.07	1,813.57	3,941.95	3,541.74	7,384.28
	Unallocated	87.85	46.91	-17.02	134.76	108.90	346.18
	Total	18,613.36	17,934.92	13,564.26	36,548.28	26,571.05	60,582.61
	Less: Intersegment Revenue	(1,148.36)	(1,121.81)	(1,000.75)	(2,270.17)	(1,954.93)	(4,659.82)
	Net Sales/Income from Operations	17,464.99	16,813.11	12,563.51	34,278.10	24,616.12	55,892.79
II	Segment Results (Profit before Tax & Finance Cost)						
	Chemicals	1,064.86	801.81	501.64	1,866.67	651.77	3,060.52
	Power Generation	359.97	130.22	266.29	490.19	698.37	994.38
	Unallocated	87.85	46.91	-17.02	134.76	108.90	346.18
	Total	1,512.69	978.94	750.91	2,491.63	1,459.04	4,401.35
	Less: Interest (Net)	(141.81)	(217.80)	(107.58)	(359.61)	(237.46)	(699.99)
	Total Profit Before Tax	1,370.88	761.14	643.33	2,132.02	1,221.58	3,701.35
III	Segment Assets						
	Chemicals	32,335.34	30,863.33	33,667.50	32,335.34	33,667.50	27,823.43
	Power Generation	7,752.70	7,768.79	8,859.38	7,752.70	8,859.38	8,259.73
	Others	5,520.98	7,623.25	-	5,520.98	-	10,623.30
	Total	45,609.02	46,255.37	42,526.88	45,609.02	42,526.88	46,766.46
IV	Segment Liabilities						
	Chemicals	10,746.96	13,593.85	12,928.60	10,746.96	12,928.60	11,822.37
	Power Generation	1,362.50	1,492.30	2,788.09	1,362.50	2,788.09	1,593.13
	Others	1,543.81	1,549.82	-	1,543.81	-	1,580.38
	Total	13,653.27	16,635.97	15,716.69	13,653.27	15,716.69	14,995.88

NOTES

- The above Un audited Financial Results for the second quarter/ half year ending 30.09.2018 were reviewed by the audit Committee and approved by the Board of Directors at their respective meetings held on 14.11.2018. The Statutory Auditors have carried out Limited Review of the above financial results .
- During the quarter 8,58,241 warrants were converted into 8,58,241 Equity shares of Rs. 10/- each at a premium of Rs. 88.19 in the ratio of 1:1 under third tranche on 27.09.2018 on preferential basis to promoters of the Company. Necessary listing applications submitted to stock exchanges and approvals from stock exchanges are awaited.
- Effective from 01st July,17 sales are recorded net of Goods and Service Tax (GST) and for first quarter ending 2017 – 18 sales includes Excise duty. Hence revenue from operations for the half year ended 30th September, 18 is not strictly comparable with corresponding period of previous year.
- The figures of the previous period have been restated / regrouped wherever necessary to make them comparable.

Date 14th November, 2018
Place Kurnool



For Sree Rayalaseema HI-Strength Hypo Limited

(Signature)
G. Bharath
Chairman & Managing Director
DIN : 00125087

Sree Rayalaseema Hi-Strength Hypo Limited


Regd. Office, Gondiparla, Kurnool-518 004 CIN - L24110AP2005PLC045726, Tel: 08518-226656 FAX: 08518-223066

UN AUDITED FINANCIAL RESULTS FOR THE QUARTER ENDED 30TH JUNE, 2018

(Rs. In Lakhs)

Sl.No	Particulars	QUARTER ENDED			YEAR ENDED
		30.06.18	31.03.18	30.06.17	31.03.18
		Un-Audited	Audited	Un-Audited	Audited
I	Revenue from operations	16,766.20	18,121.89	11,926.70	55,546.64
II	Other income	46.91	186.89	125.92	346.15
III	Total Revenue (I+II)	16,813.11	18,308.78	12,052.62	55,892.79
IV	Total Expenditure				
	a) Cost of materials consumed	7,995.89	8,032.66	6,706.41	28,843.72
	b) Purchases of Stock-in-trade	4,029.40	4,312.47	1,252.13	10,512.18
	c) Change in inventories of finished goods, work-in progress & stock in trade	-563.92	64.98	-32.14	-829.88
	d) Employee benefits expenses	517.46	728.80	371.89	1,905.73
	e) Finance cost	217.80	255.24	129.88	699.99
	f) Depreciation/Amortisation expenses				
		1,094.57	507.07	433.18	1,866.07
	g) Other expenses	2,760.77	3,869.82	2,613.00	10,742.10
	Total (a to g)	16,051.97	17,771.04	11,474.35	53,739.91
V	Profit before exceptional items and tax (III-IV)	761.14	537.74	578.27	2,152.88
VI	Exceptional items	-	1,548.48	-	1,548.48
VII	Profit before Tax (V+VI)	761.14	2,086.22	578.27	3,701.36
VIII	Tax expenses				
	Current Tax for the year	431.33	444.71	100.19	789.38
	Mat credit entitlement for the year	-	(732.54)	-	(732.54)
	Deferred Tax	(266.29)	(133.85)	(23.24)	(16.13)
IX	Profit for the period (VII-VIII)	596.10	2,507.90	501.32	3,660.65
X	Other comprehensive income				
	Net gain/(losses) on FVTOCI financial instruments	(4,282.89)	(2,968.60)	248.54	6,214.79
	Re-measurement gains/(losses) on defined benefit plans	-	6.60	-	6.60
	Tax on above items	1,496.61	1,025.09	-	(2,153.10)
XI	Total Comprehensive income for the period (IX+X)	(2,190.18)	570.99	749.86	7,728.94
XII	Earnings per Equity share (Not Annualized)				
	(a) Basic (Rs.)	3.66	15.38	3.24	22.45
	(b) Diluted (Rs.)	3.47	14.61	3.24	21.33

For Sree Rayalaseema Hi-Strength Hypo Limited


DIRECTOR


Segment wise revenue, results and Assets & Liabilities

Sl. No.	Particulars	Quarter ended			Year Ended
		30.06.18	31.03.18	30.06.17	31.03.18
		Un-Audited	Audited	Un-Audited	Audited
I	Segment Revenue				
	Chemicals	16,055.94	17,515.73	11,152.71	52,852.08
	Power Generation	1,832.07	1,783.66	1,728.17	7,354.38
	Unallocated	46.91	186.89	125.92	346.15
	Total	17,934.92	19,486.28	13,006.80	60,552.61
	Less: Intersegment Revenue	(1,121.81)	(1,177.50)	(954.18)	(4,659.82)
	Net Sales/Income from Operations	16,813.11	18,308.78	12,052.62	55,892.79
II	Segment Results (Profit before Tax & Finance Cost)				
	Chemicals	801.81	2,260.56	150.15	3,060.82
	Power Generation	130.22	-105.99	432.08	994.38
	Unallocated	46.91	186.89	125.92	346.15
	Total	978.94	2,341.46	708.15	4,401.35
	Less: Interest (Net)	(217.80)	(255.24)	(129.88)	(699.99)
	Total Profit Before Tax	761.14	2,086.22	578.27	3,701.36
III	Segment Assets				
	Chemicals	30,863.33	27,833.43	30,124.05	27,833.43
	Power Generation	7,768.79	8,259.73	9,123.65	8,259.73
	Others	7,623.25	10,673.30	-	10,673.30
	Total	46,255.38	46,766.46	39,247.70	46,766.46
IV	Segment Liabilities				
	Chemicals	13,593.85	11,822.27	11,462.80	11,822.27
	Power Generation	1,492.30	1,595.13	3,678.70	1,595.13
	Others	1,549.82	1,550.38	-	1,550.38
	Total	16,635.98	14,967.78	15,141.50	14,967.78

NOTES

- The above Un audited Financial Results for the first quarter ending 30.06.2018 were reviewed by the audit Committee and approved by the Board of Directors at their meetings held on 14.08.2018. The Statutory Auditors have carried out Limited Review of the above financial results.
- In accordance with the requirements of Ind AS , revenue from operations for the quarter ending 30.06.2018 and 31.03.2018 is net of Goods and Service Tax (GST).
- During the Quarter, the Company has undertaken a technical study to analyze the future working of various machineries in the present prevailing environment and working condition, based on this study, the useful life of some of the assets are revised with effect from 01.04.2018. Accordingly the depreciation is recalculated to apportion the carrying value over the residual useful life as on 01.04.2018. Due to change in this accounting estimate the depreciation for the quarter is higher by Rs. 584.13 lakhs and impact on profits for the quarter by similar amount. The future impact of this change in accounting estimate is Rs 2336.52 lakhs Per Annum for the next three years.
- Ind AS 115, revenue from contracts with customers, mandatory for reporting periods beginning on or after 1st April, 2018, replaces existing revenue recognition requirements. Under the modified retrospective approach, there were no significant adjustments required to the retained earnings as at 1st April, 2018. Also, the application of Ind AS 115 did not have any significant impact on recognition and measurement of revenue and related items in the financial results of the Company.
- The figures of the previous period have been reclassified / restated / regrouped wherever necessary to make them comparable.

For Sree Rayalaseema Hi-Strength Hypo Limited


 Praramachandra Gowd