

Annexure A
(I) (a) Statement Showing Shareholding Pattern

Name of the Company: **SREE RAYALASEEMA ALKALIES AND ALLIED CHEMICALS LIMITED**
Scrip Code, Name of the scrip, class of security: **507753, SREERAYA, EQUITY**
For the Quarter Ended : As on **30th June, 2017**

Category Code	Category of Shareholder	Number of share holders	Total No. of shares	Number of shares held in dematerialized form	Total Shareholding as a percentage of Total Number of Shares		Shares pledged or otherwise encumbered	
					As a percentage of(A+B) ¹	As a Percentage of A+B+C	Number of Shares	As a percentage
(I)	(II)	(III)	(IV)	(V)	(VI)	(VII)	(VIII)	(IX)=(VIII)/(IV)* 100
(A)	SHAREHOLDING OF PROMOTERS AND PROMOTER GROUP							
1	Indian							
(a)	Individuals/Hindu Undivided Family	5	862137	862137	0.99	0.99	862137	100.00
(b)	Central/State Government (s)	0	0	0	0	0		
(c)	Bodies Corporate	7	46930548	46930548	53.80	53.80	191941	0.41
(d)	Financial Institutions/Banks	0	0	0	0	0		
(e)	Any Other (specify)	0	0	0	0	0		
(e-i)								
(e-ii)								
	Sub-Total (A)(1)	12	47792685	47792685	54.79	54.79	1054078	2.21
2	Foreign							
(a)	Individuals (Non Resident Individuals/ Foreign Individuals	0	0	0	0	0		
(b)	Bodies Corporate	0	0	0	0	0		
(c)	Institutions	0	0	0	0	0		
(d)	Qualified Foreign Investor	0	0	0	0	0		
(e)	Any Other (specify)	0	0	0	0	0		
(e-i)								
(e-ii)								
	Sub-Total (A)(2)	0	0	0	0	0		
	Total Shareholding of Promoters and Promoters Group A=(A)(1)+(A)(2)	12	47792685	47792685	54.79	54.79	1054078	2.21
B	PUBLIC SHAREHOLDING							
1	Institutions							
(a)	Mutual Funds/UTI	11	17887	8937	0.02	0.02		
(b)	Financial Institutions/Banks	3	850	0	0.00	0.00		
(c)	Central/State Government (s)	0	0	0	0	0		
(d)	Venture Capital Funds	0	0	0	0	0		
(e)	Insurance Companies	5	615885	615885	0.71	0.71		
(f)	Foreign Institutional Investors	0	0	0	0	0		
(g)	Foreign Venture Capital Investors	0	0	0	0	0		
(h)	Qualified Foreign Investor	0	0	0	0	0		
(i)	Any Other (specify)	0	0	0	0	0		
(i-i)								
(i-ii)								
	Sub-Total (B)(1)	19	634622	624822	0.73	0.73	N/A	N/A



Contd....2

B 2	Non Institutions							
(a)	Bodies Corporate	412	5163815	5121452	5.92	5.92		
(b)	Individuals	0	0	0	0	0		
I	i) Individual Shareholders Holding Nominal Share Capital upto Rs.2 Lakhs	27158	19028385	17719002	21.82	21.82		
II	ii) Individual Shareholders Holding Nominal Share Capital in excess of Rs.2 Lakh	215	13554866	13521566	15.54	15.54		
(c)	Qualified Foreign Investor	0	0	0	0	0		
(d)	Any Other (specify)	0	0	0	0	0		
(d-i)	Non Resident Indians(NRI)	951	1050940	815963	1.20	1.20		
(d-ii)								
	Sub-Total (B)(2)	28736	38798006	37177983	44.48	44.48		
(B)	Total Public shareholding (B)=(B)(1)+(B)(2)	28755	39432628	37802805	45.21	45.21		
	Total (A)+(B)	28767	87225313	85595490	100.00	100.00	1054078	1.21
(C)	Shares held by Custodians and against which Depository Receipts have been issued	0	0	0	0	0		
1	Promoter and Promoter Group	0	0	0	0	0		
2	Public	0	0	0	0	0		
	Sub-Total (C)	0	0	0	0	0		
	GRAND TOTAL (A)+(B)+(C)	28767	87225313	85595490	100.00	100.00	1054078	1.21




For Sree Rayalaseema Alkalies
And Allied Chemicals Ltd.

(V. RADHAKRISHNA MURTHY)
C.G.M. And Company Secretary

Annexure B

(I) (b) Statement Showing holding of securities (including shares, warrants, convertible securities) of persons belonging to the category "Promoter and Promoter Group" as on 30.06.2017

Sl. No.	Name of the shareholder	Details of shares held		Encumbered Shares			Details of warrants		Details of convertible securities		Total shares (including underlying shares assuming full conversion of warrants and convertible securities) as a % of diluted share capital (XII)
		Number of Shares held	As a % of grand total (A)+(B)+(C)	Number of Shares	As a percentage (VI)=(V)/(II)*100	As a % of grand total (A)+(B)+(C) of sub-clause (I)(a)	Number of warrants held	As a % total number of warrants of the same class	Number of convertible securities held	As a % total number of convertible securities of the same class	
(I)	(II)	(III)	(IV)	(V)	(VI)=(V)/(II)*100	(VII)	(VIII)	(IX)	(X)	(XI)	(XII)
1	SREE RAYALASEEMA HI-STRENGTH HYPO LTD	20544496	23.55	15000	0.07	0.02	N/A	N/A	N/A	N/A	22.38
2	TGV PROJECTS & INVESTMENTS (P) LTD	11694248	13.41	NIL	NIL	NIL	N/A	N/A	N/A	N/A	12.74
3	SREE RAYALASEEMA DUTCH KASSENBOUW (P) LTD	1881109	2.16	NIL	NIL	NIL	N/A	N/A	N/A	N/A	2.05
4	GOWRI GOPAL HOSPITALS PVT. LTD	1005375	1.15	NIL	NIL	NIL	N/A	N/A	N/A	N/A	1.09
5	SREE RAYALASEEMA GALAXY PROJECTS (P) LTD	54662	0.06	NIL	NIL	NIL	N/A	N/A	N/A	N/A	0.06
6	TGV SECURITIES PVT LTD	14150	0.02	NIL	NIL	NIL	N/A	N/A	N/A	N/A	0.02
7	BRILLIANT INDUSTRIES PVT LTD	11736508	13.46	176941	1.51	0.20	N/A	N/A	N/A	N/A	12.78
8	T G VENKATESH	303848	0.35	303848	100.00	0.35	N/A	N/A	N/A	N/A	0.33
9	T G RAJYALAKSHMI	322384	0.37	322384	100.00	0.37	N/A	N/A	N/A	N/A	0.35
10	T G BHARATH	129744	0.15	129744	100.00	0.15	N/A	N/A	N/A	N/A	0.14
11	JYOTHSNA S MYSORE	13361	0.02	13361	100.00	0.02	N/A	N/A	N/A	N/A	0.01
12	BODA MOURYA	92800	0.11	92800	100.00	0.11	N/A	N/A	N/A	N/A	0.10
	TOTAL :	47792685	54.79	1054078		1.21	0	0.00	0.00	0.00	52.05

For Sree Rayalaseema Alkalies
And Allied Chemicals Ltd.

 (V. RADHAKRISHNA MURTHY)
 C.G.M. And Company Secretary

Annexure A
(I) (a) Statement Showing Shareholding Pattern

Name of the Company: SREE RAYALASEEMA ALKALIES AND ALLIED CHEMICALS LIMITED
Scrip Code, Name of the scrip, class of security: 507753, SREERAYA, EQUITY
FOR THE QUARTER ENDED : 30th September, 2017

Category Code	Category of Shareholder	Number of share holders	Total No. of shares	Number of shares held in dematerialized form	Total Shareholding as a percentage of Total Number of Shares		Shares pledged or otherwise encumbered	
					As a percentage of(A+B) ¹	As a Percentage of A+B+C	Number of Shares	As a percentage
(I)	(II)	(III)	(IV)	(V)	(VI)	(VII)	(VIII)	(IX)=(VIII)/(IV)* 100
(A)	SHAREHOLDING OF PROMOTERS AND PROMOTER GROUP							
1	Indian							
(a)	Individuals/Hindu Undivided Family	5	862137	862137	0.94	0.94	862137	100.00
(b)	Central/State Government (s)	0	0	0	0	0		
(c)	Bodies Corporate	7	51521353	51521353	56.11	56.11	191941	0.37
(d)	Financial Institutions/Banks	0	0	0	0	0		
(e)	Any Other (specify)	0	0	0	0	0		
(e-i)								
(e-ii)								
	Sub-Total (A)(1)	12	52383490	52383490	57.05	57.05	1054078	2.01
2	Foreign							
(a)	Individuals (Non Resident Individuals/ Foreign Individuals	0	0	0	0	0		
(b)	Bodies Corporate	0	0	0	0	0		
(c)	Institutions	0	0	0	0	0		
(d)	Qualified Foreign Investor	0	0	0	0	0		
(e)	Any Other (specify)	0	0	0	0	0		
(e-i)								
(e-ii)								
	Sub-Total (A)(2)	0	0	0	0	0		
	Total Shareholding of Promoters and Promoters Group A=(A)(1)+(A)(2)	12	52383490	52383490	57.05	57.05	1054078	2.01
B	PUBLIC SHAREHOLDING							
1	Institutions							
(a)	Mutual Funds/UTI	11	17887	8937	0.02	0.02		
(b)	Financial Institutions/Banks	3	850	0	0.00	0.00		
(c)	Central/State Government (s)	0	0	0	0	0		
(d)	Venture Capital Funds	0	0	0	0	0		
(e)	Insurance Companies	5	615885	615885	0.67	0.67		
(f)	Foreign Institutional Investors	0	0	0	0	0		
(g)	Foreign Venture Capital Investors	0	0	0	0	0		
(h)	Qualified Foreign Investor	0	0	0	0	0		
(i)	Any Other (specify)	0	0	0	0	0		
(i-i)								
(i-ii)								
	Sub-Total (B)(1)	19	634622	624822	0.69	0.69	N/A	N/A



Contd....2

B 2	Non Institutions							
(a)	Bodies Corporate	406	5538645	5496282	6.03	6.03		
(b)	Individuals	0	0	0	0	0		
I	i) Individual Shareholders Holding Nominal Share Capital upto Rs.2 Lakhs	27985	19553346	18253063	21.30	21.30		
II	ii) Individual Shareholders Holding Nominal Share Capital in excess of Rs.2 Lakh	212	12347863	12314563	13.45	13.45		
(c)	Qualified Foreign Investor	0	0	0	0	0		
(d)	Any Other (specify)	0	0	0	0	0		
(d-i)	Non Resident Indians(NRI)	1002	1358152	1123425	1.48	1.48		
(d-ii)								
	Sub-Total (B)(2)	29605	38798006	37187333	42.26	42.26		
(B)	Total Public shareholding							
	(B)=(B)(1)+(B)(2))	29624	39432628	37812155	42.95	42.95		
	Total (A)+(B)	29636	91816118	90195645	100.00	100.00	1054078	1.15
(C)	Shares held by Custodians and against which Depository Receipts have been issued	0	0	0	0	0		
1	Promoter and Promoter Group	0	0	0	0	0		
2	Public	0	0	0	0	0		
	Sub-Total (C)	0	0	0	0	0		
	GRAND TOTAL (A)+(B)+(C)	29636	91816118	90195645	100.00	100.00	1054078	1.15



For Sree Rayalaseema Alkalies
And Allied Chemicals Ltd.

(V. RADHAKRISHNA MURTHY)
C.G.M. And Company Secretary

Annexure B

(I) (b) Statement Showing holding of securities (including shares, warrants, convertible securities) of persons belonging to the category "Promoter and Promoter Group" as 30.09.2017

SL. No.	Name of the shareholder	Details of shares held		Encumbered Shares			Details of warrants		Details of convertible securities		Total shares (including underlying shares assuming full conversion of warrants and convertible securities) as a % of diluted share capital (XII)
		Number of Shares held	As a % of grand total (A)+(B)+(C)	Number of Shares	As a percentage	As a % of grand total (A)+(B)+(C) of sub-clause (I)(a)	Number of warrants held	As a % total number of warrants of the same class	Number of convertible securities held	As a % total number of convertible securities of the same class	
(I)	(II)	(III)	(IV)	(V)	(VI)=(V)/(III)*100	(VII)	(VIII)	(IX)	(X)	(XI)	(XII)
1	SREE RAYALASEEMA HI-STRENGTH HYPO LTD	20544496	22.38	15000	0.07	0.02	N/A	N/A	N/A	N/A	22.38
2	TGV PROJECTS & INVESTMENTS (P) LTD	11694248	12.74	NIL	NIL	NIL	N/A	N/A	N/A	N/A	12.74
3	SREE RAYALASEEMA DUTCH KASSENBOUW (P) LTD	1881109	2.05	NIL	NIL	NIL	N/A	N/A	N/A	N/A	2.05
4	GOWRI GOPAL HOSPITALS PVT. LTD	1005375	1.09	NIL	NIL	NIL	N/A	N/A	N/A	N/A	1.09
5	SREE RAYALASEEMA GALAXY PROJECTS (P) LTD	54662	0.06	NIL	NIL	NIL	N/A	N/A	N/A	N/A	0.06
6	TGV SECURITIES PVT LTD	14150	0.02	NIL	NIL	NIL	N/A	N/A	N/A	N/A	0.02
7	BRILLIANT INDUSTRIES PVT LTD	16327313	17.78	176941	1.08	0.19	N/A	N/A	N/A	N/A	17.78
8	T G VENKATESH	303848	0.33	303848	100.00	0.33	N/A	N/A	N/A	N/A	0.33
9	T G RAJYALAKSHMI	322384	0.35	322384	100.00	0.35	N/A	N/A	N/A	N/A	0.35
10	T G BHARATH	129744	0.14	129744	100.00	0.14	N/A	N/A	N/A	N/A	0.14
11	JYOTHSNA S MYSORE	13361	0.01	13361	100.00	0.01	N/A	N/A	N/A	N/A	0.01
12	BODA MOURYA	92800	0.10	92800	100.00	0.10	N/A	N/A	N/A	N/A	0.10
	TOTAL :	52383490	57.05	1054078		1.15	0	0.00	0.00	0.00	57.05



For Sree Rayalaseema Alkalies
And Allied Chemicals Ltd.
(V. RADHAKRISHNA MURTHY)
C.G.M. And Company Secretary

Annexure A
(I) (a) Statement Showing Shareholding Pattern

Name of the Company: TGV SRAAC LIMITED

Scrip Code, Name of the scrip, class of security: 507753, SREERAYA, EQUITY

FOR THE QUARTER ENDED : 31st December, 2017


Category Code	Category of Shareholder	Number of share holders	Total No. of shares	Number of shares held in dematerialized form	Total Shareholding as a percentage of Total Number of Shares		Shares pledged or otherwise encumbered	
					As a percentage of(A+B) ¹	As a Percentage of A+B+C	Number of Shares	As a percentage
(I)	(II)	(III)	(IV)	(V)	(VI)	(VII)	(VIII)	(IX)=(VIII)/(IV)* 100
(A)	SHAREHOLDING OF PROMOTERS AND PROMOTER GROUP							
1	Indian							
(a)	Individuals/Hindu Undivided Family	5	862137	862137	0.94	0.94	862137	100.00
(b)	Central/State Government (s)	0	0	0	0	0		
(c)	Bodies Corporate	7	51521353	51521353	56.11	56.11	191941	0.37
(d)	Financial Institutions/Banks	0	0	0	0	0		
(e)	Any Other (specify)	0	0	0	0	0		
(e-i)								
(e-ii)								
	Sub-Total (A)(1)	12	52383490	52383490	57.05	57.05	1054078	2.01
2	Foreign							
(a)	Individuals (Non Resident Individuals/ Foreign Individuals	0	0	0	0	0		
(b)	Bodies Corporate	0	0	0	0	0		
(c)	Institutions	0	0	0	0	0		
(d)	Qualified Foreign Investor	0	0	0	0	0		
(e)	Any Other (specify)	0	0	0	0	0		
(e-i)								
(e-ii)								
	Sub-Total (A)(2)	0	0	0	0	0		
	Total Shareholding of Promoters and Promoters Group A=(A)(1)+(A)(2)	12	52383490	52383490	57.05	57.05	1054078	2.01
B	PUBLIC SHAREHOLDING							
1	Institutions							
(a)	Mutual Funds/UTI	11	17887	8937	0.02	0.02		
(b)	Financial Institutions/Banks	3	850	0	0.00	0.00		
(c)	Central/State Government (s)	0	0	0	0	0		
(d)	Venture Capital Funds	0	0	0	0	0		
(e)	Insurance Companies	4	563985	563985	0.61	0.61		
(f)	Foreign Institutional Investors	0	0	0	0	0		
(g)	Foreign Venture Capital Investors	0	0	0	0	0		
(h)	Qualified Foreign Investor	0	0	0	0	0		
(i)	Any Other (specify)	0	0	0	0	0		
(i-i)								
(i-ii)								
	Sub-Total (B)(1)	18	582722	572922	0.63	0.63	N/A	N/A



Contd....2

B 2	Non Institutions							
(a)	Bodies Corporate	434	5062566	5020203	5.51	5.51		
(b)	Individuals	0	0	0	0	0		
I	i) Individual Shareholders Holding Nominal Share Capital upto Rs.2 Lakhs	30105	20354073	19081113	22.17	22.17		
II	ii) Individual Shareholders Holding Nominal Share Capital in excess of Rs.2 Lakh	191	12091309	12091309	13.17	13.17		
(c)	Qualified Foreign Investor	0	0	0	0	0		
(d)	Any Other (specify)	0	0	0	0	0		
(d-i)	Non Resident Indians(NRI)	1052	1341958	1108131	1.46	1.46		
(d-ii)								
	Sub-Total (B)(2)	31782	38849906	37300756	42.31	42.31		
(B)	Total Public shareholding							
	(B)=(B)(1)+(B)(2))	31800	39432628	37873678	42.95	42.95		
	Total (A)+(B)	31812	91816118	90257168	100.00	100.00	1054078	1.15
(C)	Shares held by Custodians and against which Depository Receipts have been issued							
		0	0	0	0	0		
1	Promoter and Promoter Group	0	0	0	0	0		
2	Public	0	0	0	0	0		
	Sub-Total (C)	0	0	0	0	0		
	GRAND TOTAL (A)+(B)+(C)	31812	91816118	90257168	100.00	100.00	1054078	1.15

For TGV SRAAC LIMITED




V. RADHAKRISHNA MURTHY
C.G.M. And Company Secretary

Annexure B

(I) (b) Statement Showing holding of securities (including shares, warrants, convertible securities) of persons belonging to the category "Promoter and Promoter Group" as 31.12.2017

SL. No.	Name of the shareholder	Details of shares held		Encumbered Shares		Details of warrants		Details of convertible securities		Total shares (including underlying shares assuming full conversion of warrants and convertible securities) as a % of diluted share capital (XII)
		Number of Shares held	As a % of grand total (A)+(B)+(C)	Number of Shares	As a % of grand total (A)+(B)+(C) of sub-clause (I)(a)	Number of warrants held	As a % total number of warrants of the same class	Number of convertible securities held	As a % total number of convertible securities of the same class	
(I)	(II)	(III)	(IV)	(V)	(VI)=(V)/(III)*100	(VII)	(IX)	(X)	(XI)	
1	SREE RAYALASEEMA HI-STRENGTH HYPO LTD	20544496	22.38	15000	0.07	0.02	N/A	N/A	N/A	22.38
2	TGV PROJECTS & INVESTMENTS (P) LTD	11694248	12.74	NIL	NIL	NIL	N/A	N/A	N/A	12.74
3	SREE RAYALASEEMA DUTCH KASSENBOUW (P) LTD	1881109	2.05	NIL	NIL	NIL	N/A	N/A	N/A	2.05
4	GOWRI GOPAL HOSPITALS PVT. LTD	1005375	1.09	NIL	NIL	NIL	N/A	N/A	N/A	1.09
5	SREE RAYALASEEMA GALAXY PROJECTS (P) LTD	54662	0.06	NIL	NIL	NIL	N/A	N/A	N/A	0.06
6	TGV SECURITIES PVT LTD	14150	0.02	NIL	NIL	NIL	N/A	N/A	N/A	0.02
7	BRILLIANT INDUSTRIES PVT LTD	16327313	17.78	176941	1.08	0.19	N/A	N/A	N/A	17.78
8	T G VENKATESH	303848	0.33	303848	100.00	0.33	N/A	N/A	N/A	0.33
9	T G RAJYALAKSHMI	322384	0.35	322384	100.00	0.35	N/A	N/A	N/A	0.35
10	T G BHARATH	129744	0.14	129744	100.00	0.14	N/A	N/A	N/A	0.14
11	JYOTHSNA S MYSORE	13361	0.01	13361	100.00	0.01	N/A	N/A	N/A	0.01
12	BODA MOURYA	92800	0.10	92800	100.00	0.10	N/A	N/A	N/A	0.10
	TOTAL :	52383490	57.05	1054078		1.15	0	0.00	0.00	57.05

For TGV SRAAC LIMITED



V. RADHAKRISHNA MURTHY
C.G.M. And Company Secretary

Annexure A
(I) (a) Statement Showing Shareholding Pattern

Name of the Company: TGV SRAAC LIMITED
Scrip Code, Name of the scrip, class of security: 507753, SREERAYA, EQUITY
FOR THE QUARTER ENDED : 31st March, 2018

Category Code	Category of Shareholder	Number of share holders	Total No. of shares	Number of shares held in dematerialized form	Total Shareholding as a percentage of Total Number of Shares		Shares pledged or otherwise encumbered	
					As a percentage of(A+B) ¹	As a Percentage of A+B+C	Number of Shares	As a percentage
(I)	(II)	(III)	(IV)	(V)	(VI)	(VII)	(VIII)	(IX)=(VIII)/(IV)* 100
(A)	SHAREHOLDING OF PROMOTERS AND PROMOTER GROUP							
1	Indian							
(a)	Individuals/Hindu Undivided Family	5	862137	862137	0.94	0.94	862137	100.00
(b)	Central/State Government (s)	0	0	0	0	0		
(c)	Bodies Corporate	7	51521353	51521353	56.11	56.11	191941	0.37
(d)	Financial Institutions/Banks	0	0	0	0	0		
(e)	Any Other (specify)	0	0	0	0	0		
(e-i)								
(e-ii)								
	Sub-Total (A)(1)	12	52383490	52383490	57.05	57.05	1054078	2.01
2	Foreign							
(a)	Individuals (Non Resident Individuals/ Foreign Individuals	0	0	0	0	0		
(b)	Bodies Corporate	0	0	0	0	0		
(c)	Institutions	0	0	0	0	0		
(d)	Qualified Foreign Investor	0	0	0	0	0		
(e)	Any Other (specify)	0	0	0	0	0		
(e-i)								
(e-ii)								
	Sub-Total (A)(2)	0	0	0	0	0		
	Total Shareholding of Promoters and Promoters Group A=(A)(1)+(A)(2)	12	52383490	52383490	57.05	57.05	1054078	2.01
B	PUBLIC SHAREHOLDING							
1	Institutions							
(a)	Mutual Funds/UTI	11	17887	8937	0.02	0.02		
(b)	Financial Institutions/Banks	3	850	0	0.00	0.00		
(c)	Central/State Government (s)	0	0	0	0	0		
(d)	Venture Capital Funds	0	0	0	0	0		
(e)	Insurance Companies	4	563985	563985	0.61	0.61		
(f)	Foreign Institutional Investors	0	0	0	0	0		
(g)	Foreign Venture Capital Investors	0	0	0	0	0		
(h)	Qualified Foreign Investor	0	0	0	0	0		
(i)	Any Other (specify)	0	0	0	0	0		
(i-i)								
(i-ii)								
	Sub-Total (B)(1)	18	582722	572922	0.63	0.63	N/A	N/A



Contd....2

B 2	Non Institutions							
(a)	Bodies Corporate	428	4445513	4403150	4.84	4.84		
(b)	Individuals	0	0	0	0	0		
I	i) Individual Shareholders Holding Nominal Share Capital upto Rs.2 Lakhs	32013	20977902	19715595	22.85	22.85		
II	ii) Individual Shareholders Holding Nominal Share Capital in excess of Rs.2 Lakh	188	11946135	11946135	13.01	13.01		
(c)	Qualified Foreign Investor	0	0	0	0	0		
(d)	Any Other (specify)	0	0	0	0	0		
(d-i)	Non Resident Indians(NRI)	1102	1480356	1250554	1.61	1.61		
(d-ii)								
	Sub-Total (B)(2)	33731	38849906	37315434	42.31	42.31		
(B)	Total Public shareholding							
	(B)=(B)(1)+(B)(2)	33749	39432628	37888356	42.95	42.95		
	Total (A)+(B)	33761	91816118	90271846	100.00	100.00	1054078	1.15
(C)	Shares held by Custodians and against which Depository Receipts have been issued	0	0	0	0	0		
1	Promoter and Promoter Group	0	0	0	0	0		
2	Public	0	0	0	0	0		
	Sub-Total (C)	0	0	0	0	0		
	GRAND TOTAL (A)+(B)+(C)	33761	91816118	90271846	100.00	100.00	1054078	1.15

For TGV SRAAC LIMITED



V. RADHAKRISHNA MURTHY,
C.G.M. And Company Secretary

Annexure B

(I) (b) Statement Showing holding of securities (including shares, warrants, convertible securities) of persons belonging to the category "Promoter and Promoter Group" as 31.03.2018

SL. No.	Name of the shareholder	Details of shares held		Encumbered Shares		Details of warrants		Details of convertible securities		Total shares (including underlying shares assuming full conversion of warrants and convertible securities) as a % of diluted share capital
		Number of Shares held	As a % of grand total (A)+(B)+(C)	Number of Shares	As a % of grand total (A)+(B)+(C) of sub-clause (I)(a)	Number of warrants held	As a % total number of warrants of the same class	Number of convertible securities held	As a % total number of convertible securities of the same class	
(I)	(II)	(III)	(IV)	(V)	(VI)=(V)/(III)*100	(VII)	(IX)	(X)	(XI)	(XII)
1	SREE RAYALASEEMA HI-STRENGTH HYPO LTD	20544496	22.38	15000	0.07	0.02	N/A	N/A	N/A	22.38
2	TGV PROJECTS & INVESTMENTS (P) LTD	11694248	12.74	NIL	NIL	NIL	N/A	N/A	N/A	12.74
3	SREE RAYALASEEMA DUTCH KASSENBOUW (P) LTD	1881109	2.05	NIL	NIL	NIL	N/A	N/A	N/A	2.05
4	GOWRI GOPAL HOSPITALS PVT. LTD	1005375	1.09	NIL	NIL	NIL	N/A	N/A	N/A	1.09
5	SREE RAYALASEEMA GALAXY PROJECTS (P) LTD	54662	0.06	NIL	NIL	NIL	N/A	N/A	N/A	0.06
6	TGV SECURITIES PVT LTD	14150	0.02	NIL	NIL	NIL	N/A	N/A	N/A	0.02
7	BRILLIANT INDUSTRIES PVT LTD	16327313	17.78	176941	1.08	0.19	N/A	N/A	N/A	17.78
8	T G VENKATESH	303848	0.33	303848	100.00	0.33	N/A	N/A	N/A	0.33
9	T G RAJYALAKSHMI	322384	0.35	322384	100.00	0.35	N/A	N/A	N/A	0.35
10	T G BHARATH	129744	0.14	129744	100.00	0.14	N/A	N/A	N/A	0.14
11	JYOTHSNA S MYSORE	13361	0.01	13361	100.00	0.01	N/A	N/A	N/A	0.01
12	BODA MOURYA	92800	0.10	92800	100.00	0.10	N/A	N/A	N/A	0.10
	TOTAL :	52383490	57.05	1054078		1.15	0	0.00	0.00	57.05

For TGV SRAAC LIMITED



V. RADHAKRISHNA MURTHY
C.G.M. And Company Secretary