

Annexure A

(I) (a) Statement Showing Shareholding Pattern

Name of the Company: SREE RAYALASEEMA ALKALIES AND ALLIED CHEMICALS LIMITED

Scrip Code, Name of the scrip, class of security: 507753, SREERAYA, EQUITY

QUARTER ENDED : 30th June, 2015

Category Code	Category of Shareholder	Number of share holders	Total No. of shares	Number of shares held in dematerialized form	Total Shareholding as a percentage of Total Number of Shares		Shares pledged or otherwise encumbered	
					As a percentage of (A+B) ¹	As a Percentage of A+B+C	Number of Shares	As a percentage
(I)	(II)	(III)	(IV)	(V)	(VI)	(VII)	(VIII)	(IX)=(VIII)/(IV)* 100
(A)	SHAREHOLDING OF PROMOTERS AND PROMOTER GROUP							
1	Indian							
(a)	Individuals/Hindu Undivided Family	5	862137	862137	1.10	1.10	862137	100.00
(b)	Central/State Government (s)	0	0	0	0	0		
(c)	Bodies Corporate	7	38426081	38426081	48.81	48.81	191941	0.50
(d)	Financial Institutions/Banks	0	0	0	0	0		
(e)	Any Other (specify)	0	0	0	0	0		
(e-i)								
(e-ii)								
	Sub-Total (A)(1)	12	39288218	39288218	49.91	49.91	1054078	2.68
2	Foreign							
(a)	Individuals (Non Resident Individuals/ Foreign Individuals)	0	0	0	0	0		
(b)	Bodies Corporate	0	0	0	0	0		
(c)	Institutions	0	0	0	0	0		
(d)	Qualified Foreign Investor	0	0	0	0	0		
(e)	Any Other (specify)	0	0	0	0	0		
(e-i)								
(e-ii)								
	Sub-Total (A)(2)	0	0	0	0	0		
	Total Shareholding of Promoters and Promoters Group A=(A)(1)+(A)(2)	12	39288218	39288218	49.91	49.91	1054078	2.68
B	PUBLIC SHAREHOLDING							
1	Institutions							
(a)	Mutual Funds/UTI	13	17887	8937	0.02	0.02		
(b)	Financial Institutions/Banks	4	4801648	4800798	6.10	6.10		
(c)	Central/State Government (s)	0	0	0	0	0		
(d)	Venture Capital Funds	0	0	0	0	0		
(e)	Insurance Companies	5	615885	615885	0.78	0.78		
(f)	Foreign Institutional Investors	0	0	0	0	0		
(g)	Foreign Venture Capital Investors	0	0	0	0	0		
(h)	Qualified Foreign Investor	0	0	0	0	0		
(i)	Any Other (specify)	0	0	0	0	0		
(i-i)								
(i-ii)								
	Sub-Total (B)(1)	22	5435420	5425620	6.90	6.90	N/A	N/A



Contd....2

B 2	Non Institutions							
(a)	Bodies Corporate	386	6432520	6389340	8.17	8.17		
(b)	Individuals	0	0	0	0	0		
I	i) Individual Shareholders Holding Nominal Share Capital upto Rs.1 Lakhs	25432	12743122	11379604	16.19	16.19		
II	ii) Individual Shareholders Holding Nominal Share Capital in excess of Rs.1 Lakh	381	13707593	13674293	17.41	17.41		
(c)	Qualified Foreign Investor	0	0	0	0	0		
(d)	Any Other (specify)	0	0	0	0	0		
(d-i)	Non Resident Indians(NRI)	958	1113973	869783	1.42	1.42		
(d-ii)								
	Sub-Total (B)(2)	27157	33997208	32313020	43.19	43.19		
(B)	Total Public shareholding							
	(B)=(B)(1)+(B)(2)	27179	39432628	37738640	50.09	50.09		
	Total (A)+(B)	27191	78720846	77026858	100.00	100.00	1054078	1.34
(C)	Shares held by Custodians and against which Depository Receipts have been issued							
		0	0	0	0	0		
1	Promoter and Promoter Group	0	0	0	0	0		
2	Public	0	0	0	0	0		
	Sub-Total (C)	0	0	0	0	0		
	GRAND TOTAL (A)+(B)+(C)	27191	78720846	77026858	100.00	100.00	1054078	1.34


For Sree Rayalaseema Alkalies
And Allied Chemicals Ltd.


(V. RADHAKRISHNA MURTHY)
C.G.M. And Company Secretary

Annexure A
(I) (a) Statement Showing Shareholding Pattern.

Name of the Company: **SREE RAYALASEEMA ALKALIES AND ALLIED CHEMICALS LIMITED**
Scrip Code, Name of the scrip, class of security: **507753, SREERAYA, EQUITY**
For the Quarter Ended : **30th September, 2015**

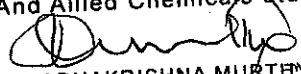
Category Code	Category of Shareholder	Number of share holders	Total No. of shares	Number of shares held in dematerialized form	Total Shareholding as a percentage of Total Number of Shares		Shares pledged or otherwise encumbered	
					As a percentage of(A+B) ¹	As a Percentage of A+B+C	Number of Shares	As a percentage
(I)	(II)	(III)	(IV)	(V)	(VI)	(VII)	(VIII)	(IX)=(VIII)/(IV)* 100
(A)	SHAREHOLDING OF PROMOTERS AND PROMOTER GROUP							
1	Indian							
(a)	Individuals/Hindu Undivided Family	5	862137	862137	1.10	1.10	862137	100.00
(b)	Central/State Government (s)	0	0	0	0	0		
(c)	Bodies Corporate	7	38426081	38426081	48.81	48.81	191941	0.50
(d)	Financial Institutions/Banks	0	0	0	0	0		
(e)	Any Other (specify)	0	0	0	0	0		
(e-i)								
(e-ii)								
	Sub-Total (A)(1)	12	39288218	39288218	49.91	49.91	1054078	2.68
2	Foreign							
(a)	Individuals (Non Resident Individuals/ Foreign Individuals	0	0	0	0	0		
(b)	Bodies Corporate	0	0	0	0	0		
(c)	Institutions	0	0	0	0	0		
(d)	Qualified Foreign Investor	0	0	0	0	0		
(e)	Any Other (specify) *	0	0	0	0	0		
(e-i)								
(e-ii)								
	Sub-Total (A)(2)	0	0	0	0	0		
	Total Shareholding of Promoters and Promoters Group A=(A)(1)+(A)(2)	12	39288218	39288218	49.91	49.91	1054078	2.68
B	PUBLIC SHAREHOLDING							
1	Institutions							
(a)	Mutual Funds/UTI	13	17887	8937	0.02	0.02		
(b)	Financial Institutions/Banks	4	648165	647315	0.82	0.82		
(c)	Central/State Government (s)	0	0	0	0	0		
(d)	Venture Capital Funds	0	0	0	0	0		
(e)	Insurance Companies	5	615885	615885	0.78	0.78		
(f)	Foreign Institutional Investors	0	0	0	0	0		
(g)	Foreign Venture Capital Investors	0	0	0	0	0		
(h)	Qualified Foreign Investor	0	0	0	0	0		
(i)	Any Other (specify)	0	0	0	0	0		
(i-i)								
(i-ii)								
	Sub-Total (B)(1)	22	1281937	1272137	1.63	1.63	N/A	N/A



Contd....2

B 2	Non Institutions							
(a)	Bodies Corporate	429	7263808	7220628	9.23	9.23		
(b)	Individuals	0	0	0	0	0		
I	i) Individual Shareholders Holding Nominal Share Capital upto Rs.1 Lakhs	26127	14868219	13520971	18.89	18.89		
II	ii) Individual Shareholders Holding Nominal Share Capital in excess of Rs.1 Lakh	382	14894723	14861423	18.92	18.92		
(c)	Qualified Foreign Investor	0	0	0	0	0		
(d)	Any Other (specify)	0	0	0	0	0		
(d-i)	Non Resident Indians(NRI)	955	1123941	881246	1.43	1.43		
(d-ii)								
	Sub-Total (B)(2)	27893	38150691	36484268	48.46	48.46		
(B)	Total Public shareholding (B)=(B)(1)+(B)(2)) -	27915	39432628	37756405	50.09	50.09		
	Total (A)+(B)	27927	78720846	77044623	100.00	100.00	1054078	1.34
(C)	Shares held by Custodians and against which Depository Receipts have been issued	0	0	0	0	0		
1	Promoter and Promoter Group	0	0	0	0	0		
2	Public	0	0	0	0	0		
	Sub-Total (C)	0	0	0	0	0		
	GRAND TOTAL (A)+(B)+(C)	27927	78720846	77044623	100.00	100.00	1054078	1.34

For Sree Rayalaseema Alkalies
And Allied Chemicals Ltd.


(V. RADHAKRISHNA MURTHY)
C.G.M. And Company Secretary

General information about company	
Scrip code	507753
Name of the company	SREE RAYALASEEMA ALKALIES AND ALLIED CHEMICALS LIMITED
Class of Security	Equity Shares
Type of report	Quarterly
Quarter Ended	31-12-2015
Date of allotment / extinguishment (in case Capital Restructuring selected) / Listing Date	
Shareholding pattern filed under	Regulation 31 (1) (b)



Sr. No.	Particular	Yes/No
1	Whether the Listed Entity has issued any partly paid up shares?	No
2	Whether the Listed Entity has issued any Convertible Securities ?	No
3	Whether the Listed Entity has issued any Warrants ?	No
4	Whether the Listed Entity has any shares against which depository receipts are issued?	No
5	Whether the Listed Entity has any shares in locked-in?	Yes
6	Whether any shares held by promoters are pledge or otherwise encumbered?	Yes
7	Whether company has equity shares with differential voting rights	No



Table I - Summary Statement holding of specified securities

Category (I)	Category of shareholder (II)	Nos. Of shareholders (III)	No. of fully paid up equity shares held (IV)	No. Of Partly paid-up equity shares held (V)	No. Of shares underlying Depository Receipts (VI)	Total nos. shares held (VII) = (IV)+(V)+(VI)	Shareholding as a % of total no. of shares (calculated as per SCRR, 1957) (VIII) As a % of (A+B+C2)	Number of Voting Rights held in each class of securities (IX)	Number of Voting Rights held in each class of securities (EX)			Total as a % of (A+B+C)
									No of Voting (XIV) Rights			
									Class eg: X	Class eg:y	Total	
(A)	Promoter & Promoter Group	12	39288218			39288218	49.91					
(B)	Public	27915	39432628			39432628	50.09					
(C)	Non Promoter-Non Public											
(C1)	Shares underlying DRs											
(C2)	Shares held by Employee Trusts											
	Total	27927	78720846			78720846						



Table I - Summary Statement holding of specified securities

Category (I)	Category of shareholder (II)	No. Of Shares Underlying Outstanding convertible securities (X)	No. Of Warrants (Xi)	No. Of Shares Underlying Outstanding convertible securities and No. Of Warrants (Xi) (a)	Shareholding, as a % assuming full conversion of convertible securities (as a percentage of diluted share capital) (XI)= (VII)+(X) As a % of (A+B+C2)	Number of Locked in shares (XII)		Number of Shares pledged or otherwise encumbered (XIII)		Number of equity shares held in dematerialized form (XIV)
						No. (a)	As a % of total Shares held (b)	No. (a)	As a % of total Shares held (b)	
(A)	Promoter & Promoter Group				49.91	7675282	19.54	1054078	2.68	39288218
(B)	Public				50.09	0	0			37756135
(C)	Non Promoter-Non Public									
(C1)	Shares underlying DRs									
(C2)	Shares held by Employee Trusts									
	Total					7675282	9.75	1054078	1.34	77044353




Table II - Statement showing shareholding pattern of the Promoter and Promoter Group											
Sr.	Category & Name of the Shareholders (I)	Nos. Of shareholders (III)	No. of fully paid up equity shares held (IV)	No. Of Partly paid-up equity shares held (V)	No. Of shares underlying Depository Receipts (VI)	Total nos. shares held (VII) = (IV)+(V)+(VI)	Shareholding as a % of total no. of shares (calculated as per SCRR, 1957) (VIII) As a % of (A+B+C2)	Number of Voting Rights held in each class of securities (IX)			
								No of Voting (XIV) Rights			Total as a % of Total Voting rights
								Class eg: X	Class eg: Y	Total	
A	Table II - Statement showing shareholding pattern of the Promoter and Promoter Group										
(1)	Indian										
(a)	Individuals/Hindu undivided Family	5	862137			862137	1.1				
(d)	Any Other (specify)	7	38426081			38426081	48.81				
Sub-Total (A)(1)		12	39288218			39288218	49.91				
(2)	Foreign										
Total Shareholding of Promoter and Promoter Group (A)=(A)(1)+(A)(2)		12	39288218			39288218	49.91				
B	Table III - Statement showing shareholding pattern of the Public shareholder										
(1)	Institutions										
(a)	Mutual Funds	11	17887			17887	0.02				
(f)	Financial Institutions/ Banks	3	850			850	0				
(g)	Insurance Companies	5	615885			615885	0.78				
Sub-Total (B)(1)		19	634622			634622	0.81				
(3)	Non-institutions										
(a(i))	Individuals - i. Individual shareholders holding nominal share capital up to Rs. 2 lakhs.	26298	18246967			18246967	23.18				
(a(ii))	Individuals - ii. Individual shareholders holding nominal share capital in excess of Rs. 2 lakhs.	195	11995500			11995500	15.24				
(e)	Any Other (specify)	1403	8555539			8555539	10.87				
Sub-Total (B)(3)		27896	38798006			38798006	49.29				
Total Public Shareholding (B)=(B)(1)+(B)(2)+(B)(3)		27915	39432628			39432628	50.09				
C	Table IV - Statement showing shareholding pattern of the Non Promoter- Non Public shareholder										
Total (A+B+C2)		27927	78720846			78720846	100				
Total (A+B+C)		27927	78720846			78720846					



Table II - Statement showing shareholding pattern of the Promoter and Promoter Group									
Sr.	No. Of Shares Underlying Outstanding convertible securities (X)	No. Of Warrants (Xi)	No. Of Shares Underlying Outstanding convertible securities and No. Of Warrants (Xi) (a)	Shareholding , as a % assuming full conversion of convertible securities (as a percentage of diluted share capital) (XI)= (VII)+(X) As a % of (A+B+C2)	Number of Locked in shares (XII)		Number of Shares pledged or otherwise encumbered (XIII)		Number of equity shares held in dematerialized form (XIV)
					No. (a)	As a % of total Shares held (b)	No. (a)	As a % of total Shares held (b)	
A	Table II - Statement showing shareholding pattern of the Promoter and Promoter Group								
(1)	Indian								
(a)				1.1	0	0	862137	100	862137
(d)				48.81	7675282	19.97	191941	0.5	38426081
Sub-Total (A)(1)				49.91	7675282	19.54	1054078	2.68	39288218
(2)	Foreign								
Total Shareholding of Promoter and Promoter Group (A)=(A)(1)+(A)(2)				49.91	7675282	19.54	1054078	2.68	39288218
B	Table III - Statement showing shareholding pattern of the Public shareholder								
(1)	Institutions								
(a)				0.02	0	0			8937
(f)				0	0	0			0
(g)				0.78	0	0			615885
Sub-Total (B)(1)				0.81	0	0			624822
(3)	Non-institutions								
(a(i))				23.18	0	0			16898294
(a(ii))				15.24	0	0			11962200
(e)				10.87	0	0			8270819
Sub-Total (B)(3)				49.29	0	0			37131313
Total Public Shareholding (B)=(B)(1)+(B)(2)+(B)(3)				50.09	0	0			37756135
C	Table IV - Statement showing shareholding pattern of the Non Promoter- Non Public shareholder								
Total (A+B+C2)				100	7675282	9.75			77044353
Total (A+B+C)					7675282	9.75	1054078	1.34	77044353



Individuals/Hindu undivided Family						
Serial No.	1	2	3	4	5	
Name of the Shareholders (I)	T G VENKATESH	T G RAJYALAKSHMI	T G BHARATH	JYOTHSNA S MYSORE	BODA MOURYA	
PAN (II)	ABKPT0189L	ADHPT4854B	ABAPT0540M	AEYPJ8348C	ACSPT0647A	Total
No. of fully paid up equity shares held (IV)	303848	322384	129744	13361	92800	862137
No. Of Partly paid-up equity shares held (V)						
No. Of shares underlying Depository Receipts (VI)						
Total nos. shares held (VII) = (IV)+(V)+ (VI)	303848	322384	129744	13361	92800	862137
Shareholding as a % of total no. of shares (calculated as per SCRR, 1957) (VIII) As a % of (A+B+C2)	0.39	0.41	0.16	0.02	0.12	1.1
Number of Voting Rights held in each class of securities (IX)						
Class eg:X						
Class eg:y						
Total						
Total as a % of Total Voting rights						
No. Of Shares Underlying Outstanding convertible securities (X)						
No. Of Warrants (Xi)						
No. Of Shares Underlying Outstanding convertible securities and No. Of Warrants (Xi) (a)						
Shareholding , as a % assuming full conversion of convertible securities (as a percentage of diluted share capital) (XI) = (VII)+(Xi)(a) As a % of (A+B+C2)	0.39	0.41	0.16	0.02	0.12	1.1
Number of Locked in shares (XII)						
No. (a)	0	0	0	0	0	0
As a % of total Shares held (b)	0	0	0	0	0	0
Number of Shares pledged or otherwise encumbered (XIII)						
No. (a)	303848	322384	129744	13361	92800	862137
As a % of total Shares held (b)	303848	322384	129744	13361	92800	862137
Number of equity shares held in dematerialized form (XIV)	303848	322384	129744	13361	92800	862137



Any Other (specify)							
Serial No.	1	2	3	4	5	6	7
Category	Bodies Corporate	Bodies Corporate	Bodies Corporate	Bodies Corporate	Bodies Corporate	Bodies Corporate	Bodies Corporate
Name of the Shareholders (I)	SREE RAYAL HI-STRENGTH HYPO LTD	TGV PROJECTS & INVESTMENTS PVT LTD	BRILLIANT INDUSTRIES PVT LTD	SREE RAYAL DUTCH KASSENBOUW P LTD	GOWRI GOPAL HOSPITALS PVT LTD	SREE RAYAL GALAXY PROJECTS PVT LTD	TGV SECURITIES PVT LTD
PAN (II)	AAKCS1605E	AAACT8340H	AAACB7874L	AACCS8584Q	AACCS9035Q	AAECS1589H	AAECS1590A
No. of the Shareholders (I)	1	1	1	1	1	1	1
No. of fully paid up equity shares held (IV)	20544496	11694248	3232041	1881109	1005375	54662	14150
No. Of Partly paid-up equity shares held (V)							
No. Of shares underlying Depository Receipts (VI)							
Total nos. shares held (VII) = (IV)+(V)+ (VI)	20544496	11694248	3232041	1881109	1005375	54662	14150
Shareholding as a % of total no. of shares (calculated as per SCRR, 1957) (VIII) As a % of (A+B+C2)	26.1	14.86	4.11	2.39	1.28	0.07	0.02
Number of Voting Rights held in each class of securities (IX)							
Class eg: X							
Class eg:y							
Total							
Total as a % of Total Voting rights							
No. Of Shares Underlying Outstanding convertible securities (X)							
No. Of Warrants (XI)							
No. Of Shares Underlying Outstanding convertible securities and No. Of Warrants (XI) (a)							
Shareholding , as a % assuming full conversion of convertible securities (as a percentage of diluted share capital) (XI)= (VII)+(X) As a % of (A+B+C2)	26.1	14.86	4.11	2.39	1.28	0.07	0.02
Number of Locked in shares (XII)							
No. (a)	4739240	2936042	0	0	0	0	0
As a % of total Shares held (b)	4739240	2936042	0	0	0	0	0
Number of Shares pledged or otherwise encumbered (XIII)							
No. (a)	15000	0	176941	0	0	0	0
As a % of total Shares held (b)	15000	0	176941	0	0	0	0



Any Other (specify)	
Serial No.	
Category	
Name of the Shareholders (I)	
PAN (II)	Total
No. of the Shareholders (I)	7
No. of fully paid up equity shares held (IV)	38426081
No. Of Partly paid-up equity shares held (V)	
No. Of shares underlying Depository Receipts (VI)	
Total nos. shares held (VII) = (IV)+(V)+ (VI)	38426081
Shareholding as a % of total no. of shares (calculated as per SCRR, 1957) (VIII) As a % of (A+B+C2)	48.81
Number of Voting Rights held in each class of securities (IX)	
Class eg: X	
Class eg:y	
Total	
Total as a % of Total Voting rights	
No. Of Shares Underlying Outstanding convertible securities (X)	
No. Of Warrants (XI)	
No. Of Shares Underlying Outstanding convertible securities and No. Of Warrants (XI) (a)	
Shareholding , as a % assuming full conversion of convertible securities (as a percentage of diluted share capital) (XI)= (VII)+(X) As a % of (A+B+C2)	48.81
Number of Locked in shares (XII)	
No. (a)	7675282
As a % of total Shares held (b)	7675282
Number of Shares pledged or otherwise encumbered (XIII)	
No. (a)	191941
As a % of total Shares held (b)	191941



Mutual Funds							
Serial No.	1	2	3	4	5	6	7
Name of the Shareholders (I)	CANARA ROBECO M.F A/C GAD	TAURUS INVESTMENT TRUST CO LTD	INDIAN BANK MUTUAL FUND	LIC NOMURA MUTUAL FUND	SBI MUTUAL FUND	UTI INDIA GROWTH FUND	UTI INDIA FUND UNIT SCHEME 1986
PAN (II)	AAATC3901G	AAATT0178Q	AAATI0064Q	AAATL1207G	AABTS6407Q	ZZZZZ9999Z	ZZZZZ9999Z
No. of fully paid up equity shares held (IV)	1900	150	1212	650	5025	4150	1550
No. Of Partly paid-up equity shares held (V)							
No. Of shares underlying Depository Receipts (VI)							
Total nos. shares held (VII) = (IV)+(V)+(VI)	1900	150	1212	650	5025	4150	1550
Shareholding as a % of total no. of shares (calculated as per SCRR, 1957) (VIII) As a % of (A+B+C2)	0	0	0	0	0.01	0.01	0
Number of Voting Rights held in each class of securities (IX)							
Class eg: X							
Class eg:y							
Total							
Total as a % of Total Voting rights							
No. Of Shares Underlying Outstanding convertible securities (X)							
No. Of Warrants (XI)							
No. Of Shares Underlying Outstanding convertible securities and No. Of Warrants (XI) (a)							
Shareholding , as a % assuming full . conversion of convertible securities (as a percentage of diluted share capital) (XI) = (VII)+(X) As a % of (A+B+C2)	0	0	0	0	0.01	0.01	0
Number of Locked in shares (XII)							
No. (a)	0	0	0	0	0	0	0
As a % of total Shares held (b)	0	0	0	0	0	0	0
Number of equity shares held in dematerialized form (XIV)	1900	150	1212	650	5025	0	0



Mutual Funds					
Serial No.	8	9	10	11	
Name of the Shareholders (I)	UTI COLUMBUS FUND SCHEME 1994	SHCIL A/C MSGF	SOUTHERN IND DEPTRY SER PVT LTD	20TH CENTURY FIN CORP LTD M.F	
PAN (II)	ZZZZZ9999Z	ZZZZZ9999Z	ZZZZZ9999Z	ZZZZZ9999Z	Total
No. of fully paid up equity shares held (IV)	50	1850	300	1050	17887
No. Of Partly paid-up equity shares held (V)					
No. Of shares underlying Depository Receipts (VI)					
Total nos. shares held (VII) = (IV)+(V)+ (VI)	50	1850	300	1050	17887
Shareholding as a % of total no. of shares (calculated as per SCRR, 1957) (VIII) As a % of (A+B+C2)	0	0	0	0	0.02
Number of Voting Rights held in each class of securities (IX)					
Class eg: X					
Class eg: y					
Total					
Total as a % of Total Voting rights					
No. Of Shares Underlying Outstanding convertible securities (X)					
No. Of Warrants (XI)					
No. Of Shares Underlying Outstanding convertible securities and No. Of Warrants (XI) (a)					
Shareholding , as a % assuming full conversion of convertible securities (as a percentage of diluted share capital) (XI) = (VII)+(X) As a % of (A+B+C2)	0	0	0	0	0.02
Number of Locked in shares (XII)					
No. (a)	0	0	0	0	0
As a % of total Shares held (b)	0	0	0	0	0
Number of equity shares held in dematerialized form (XIV)	0	0	0	0	8937



Financial Institutions/ Banks				
Serial No.	1	2	3	
Name of the Shareholders (I)	IFCI LTD	BANK OF INDIA	ICICI BANK LTD	
PAN (II)	ZZZZZ9999Z	ZZZZZ9999Z	ZZZZZ9999Z	Total
No. of fully paid up equity shares held (IV)	400	200	250	850
No. Of Partly paid-up equity shares held (V)				
No. Of shares underlying Depository Receipts (VI)				
Total nos. shares held (VII) = (IV)+(V)+ (VI)	400	200	250	850
Shareholding as a % of total no. of shares (calculated as per SCRR, 1957) (VIII) As a % of (A+B+C2)	0	0	0	0
Number of Voting Rights held in each class of securities (IX)				
Class eg: X				
Class eg:y				
Total				
Total as a % of Total Voting rights				
No. Of Shares Underlying Outstanding convertible securities (X)				
No. Of Warrants (Xi)				
No. Of Shares Underlying Outstanding convertible securities and No. Of Warrants (Xi) (a)				
Shareholding , as a % assuming full conversion of convertible securities (as a percentage of diluted share capital) (XI)= (VII) + (X) As a % of (A+B+C2)	0	0	0	0
Number of Locked in shares (XII)				
No. (a)	0	0	0	0
As a % of total Shares held (b)	0	0	0	0
Number of equity shares held in dematerialized form (XIV)	0	0	0	0



Insurance Companies						
Serial No.	1	2	3	4	5	
Name of the Shareholders (I)	LIC OF INDIA	UNITED INDIA INSURANCE CO LTD	NATIONAL INSURANCE CO LTD	THE NEW INDIA ASSURANCE CO LTD	THE ORIENTAL INSURANCE CO LTD	
PAN (II)	AAACL0582H	AAACU5552C	AAACN9967E	AAACN4165C	AAACT0627R	Total
No. of fully paid up equity shares held (IV)	537885	51900	10800	10800	4500	615885
No. Of Partly paid-up equity shares held (V)						
No. Of shares underlying Depository Receipts (VI)						
Total nos. shares held (VII) = (IV)+(V)+ (VI)	537885	51900	10800	10800	4500	615885
Shareholding as a % of total no. of shares (calculated as per SCRR, 1957) (VIII) As a % of (A+B+C2)	0.68	0.07	0.01	0.01	0.01	0.78
Number of Voting Rights held in each class of securities (IX)						
Class eg: X						
Class eg:y						
Total						
Total as a % of Total Voting rights						
No. Of Shares Underlying Outstanding convertible securities (X)						
No. Of Warrants (XI)						
No. Of Shares Underlying Outstanding convertible securities and No. Of Warrants (Xi) (a)						
Shareholding , as a % assuming full conversion of convertible securities (as a percentage of diluted share capital) (XI)= (VII)+(X) As a % of (A+B+C2)	0.68	0.07	0.01	0.01	0.01	0.78
Number of Locked in shares (XII)						
No. (a)	0	0	0	0	0	0
As a % of total Shares held (b)	0	0	0	0	0	0
Number of equity shares held in dematerialized form (XIV)	537885	51900	10800	10800	4500	615885



Individuals - i.Individual shareholders holding nominal share capital up to Rs. 2 lakhs.		
Serial No.	1	
Name of the Shareholders (I)	Individual shareholders	
PAN (II)	ZZZZZ9999Z	Total
No. of fully paid up equity shares held (IV)	18246967	18246967
No. Of Partly paid-up equity shares held (V)		
No. Of shares underlying Depository Receipts (VI)		
Total nos. shares held (VII) = (IV)+(V)+ (VI)	18246967	18246967
Shareholding as a % of total no. of shares (calculated as per SCRR, 1957) (VIII) As a % of (A+B+C2)	23.18	23.18
Number of Voting Rights held in each class of securities (IX)		
Class eg: X		
Class eg:y		
Total		
Total as a % of Total Voting rights		
No. Of Shares Underlying Outstanding convertible securities (X)		
No. Of Warrants (Xi)		
No. Of Shares Underlying Outstanding convertible securities and No. Of Warrants (Xi) (a)		
Shareholding , as a % assuming full conversion of convertible securities (as a percentage of diluted share capital) (XI)= (VII)+(X) As a % of (A+B+C2)	23.18	23.18
Number of Locked in shares (XII)		
No. (a)	0	0
As a % of total Shares held (b)	0	0
Number of equity shares held in dematerialized form (XIV)	16898294	16898294




Individuals - ii. Individual shareholders holding nominal share capital in excess of Rs. 2 lakhs.		
Serial No.	1	
Name of the Shareholders (I)	Individual Shareholders	
PAN (II)	ZZZZZ9999Z	Total
No. of fully paid up equity shares held (IV)	11995500	11995500
No. Of Partly paid-up equity shares held (V)		
No. Of shares underlying Depository Receipts (VI)		
Total nos. shares held (VII) = (IV)+(V)+ (VI)	11995500	11995500
Shareholding as a % of total no. of shares (calculated as per SCRR, 1957) (VIII) As a % of (A+B+C2)	15.24	15.24
Number of Voting Rights held in each class of securities (IX)		
Class eg: X		
Class eg:y		
Total		
Total as a % of Total Voting rights		
No. Of Shares Underlying Outstanding convertible securities (X)		
No. Of Warrants (Xi)		
No. Of Shares Underlying Outstanding convertible securities and No. Of Warrants (Xi) (a)		
Shareholding, as a % assuming full conversion of convertible securities (as a percentage of diluted share capital) (XI)= (VII)+(X) As a % of (A+B+C2)	15.24	15.24
Number of Locked in shares (XII)		
No. (a)	0	0
As a % of total Shares held (b)	0	0
Number of equity shares held in dematerialized form (XIV)	11962200	11962200



Any Other (specify)			
Serial No.	1	2	
Category	NRI	Bodies Corporate	
Name of the Shareholders (I)	NRI SHAREHOLDERS	BODIES CORPORATE	
PAN (II)	ZZZZZ9999Z	ZZZZZ9999Z	Total
No. of the Shareholders (I)	957	446	1403
No. of fully paid up equity shares held (IV)	1146798	7408741	8555539
No. Of Partly paid-up equity shares held (V)			
No. Of shares underlying Depository Receipts (VI)			
Total nos. shares held (VII) = (IV)+(V)+ (VI)	1146798	7408741	8555539
Shareholding as a % of total no. of shares (calculated as per SCRR, 1957) (VIII) As a % of (A+B+C2)	1.46	9.41	10.87
Number of Voting Rights held in each class of securities (IX)			
Class eg: X			
Class egy			
Total			
Total as a % of Total Voting rights			
No. Of Shares Underlying Outstanding convertible securities (X)			
No. Of Warrants (XI)			
No. Of Shares Underlying Outstanding convertible securities and No. Of Warrants (XI) (a)			
Shareholding , as a % assuming full conversion of convertible securities (as a percentage of diluted share capital) (XI)= (VII)+(X) As a % of (A+B+C2)	1.46	9.41	10.87
Number of Locked in shares (XII)			
No. (a)	0	0	0
As a % of total Shares held (b)	0	0	0
Number of equity shares held in dematerialized form (XIV)	905103	7365716	8270819

For Sree Rayalaseema Alkalies
And Allied Chemicals Ltd.


(V. RADHAKRISHNA MURTHY)
C.G.M. And Company Secretary

General information about company	
Scrip code	507753
Name of the company	SREE RAYALASEEMA ALKALIES AND ALLIED CHEMICALS L LIMITED
Class of Security	Equity Shares
Type of report	Quarterly
Quarter Ended / Date of Report (For Prelisting / Allotment)	31-03-2016
Date of allotment / extinguishment (in case Capital Restructuring selected) / Listing Date	
Shareholding pattern filed under	Regulation 31 (1) (b)



Sr. No.	Particular	Yes/No
1	Whether the Listed Entity has issued any partly paid up shares?	No
2	Whether the Listed Entity has issued any Convertible Securities ?	No
3	Whether the Listed Entity has issued any Warrants ?	Yes
4	Whether the Listed Entity has any shares against which depository receipts are issued?	No
5	Whether the Listed Entity has any shares in locked-in?	Yes
6	Whether any shares held by promoters are pledge or otherwise encumbered?	Yes
7	Whether company has equity shares with differential voting rights?	No



Table I - Summary Statement holding of specified securities											
Category (I)	Category of shareholder (II)	Nos. Of shareholders (III)	No. of fully paid up equity shares held (IV)	No. Of Partly paid-up equity shares held (V)	No. Of shares underlying Depository Receipts (VI)	Total nos. shares held (VII) = (IV)+ (V)+ (VI)	Shareholding as a % of total no. of shares (calculated as per SCRR, 1957) (VIII) As a % of (A+B+C2)	Number of Voting Rights held in each class of securities (IX)			
								No of Voting (XIV) Rights			Total as a % of (A+B+C)
								Class eg: X	Class eg:y	Total	
(A)	Promoter & Promoter Group	12	43431420			43431420	52.41	43431420		43431420	52.41
(B)	Public	28278	39432628			39432628	47.59	39432628		39432628	47.59
(C)	Non Promoter-Non Public										
(C1)	Shares underlying DRs										
(C2)	Shares held by Employee Trusts										
	Total	28290	82864048			82864048		82864048		82864048	100



Table I - Summary Statement holding of specified securities

Category (I)	Category of shareholder (II)	No. Of Shares Underlying Outstanding convertible securities (X)	No. Of Warrants (XI)	No. Of Shares Underlying Outstanding convertible securities and No. Of Warrants (Xi) (a)	Shareholding , as a % assuming full conversion of convertible securities (as a percentage of diluted share capital) (XI)= (VII)+(X) As a % of (A+B+C2)	Number of Locked in shares (XII)		Number of Shares pledged or otherwise encumbered (XIII)		Number of equity shares held in dematerialized form (XIV)
						No. (a)	As a % of total Shares held (b)	No. (a)	As a % of total Shares held (b)	
(A)	Promoter & Promoter Group		8952070	8952070	57.05	11818484	27.21	1054078	2.43	43431420
(B)	Public		0	0	42.95	0	0			37763840
(C)	Non Promoter-Non Public									
(C1)	Shares underlying DRs									
(C2)	Shares held by Employee Trusts									
	Total		8952070	8952070		11818484	14.26	1054078	1.27	81195260



Table II - Statement showing shareholding pattern of the Promoter and Promoter Group											
Sr.	Category & Name of the Shareholders (I)	Nos. Of shareholders (III)	No. of fully paid up equity shares held (IV)	No. Of Partly paid-up equity shares held (V)	No. Of shares underlying Depository Receipts (VI)	Total nos. shares held (VII) = (IV)+(V)+(VI)	Shareholding as a % of total no. of shares (calculated as per SCRR, 1957) (VIII) As a % of (A+B+C2)	Number of Voting Rights held in each class of securities (IX)			Total as a % of Total Voting rights
								No of Voting (XIV) Rights			
								Class eg: X	Class eg:y	Total	
A	Table II - Statement showing shareholding pattern of the Promoter and Promoter Group										
(1)	Indian										
(a)	Individuals/Hindu undivided Family	5	862137			862137	1.04	862137		862137	1.04
(d)	Any Other (specify)	7	42569283			42569283	51.37	42569283		42569283	51.37
Sub-Total (A)(1)		12	43431420			43431420	52.41	43431420		43431420	52.41
(2)	Foreign										
Total Shareholding of Promoter and Promoter Group (A)= (A)(1)+(A)(2)		12	43431420			43431420	52.41	43431420		43431420	52.41
B	Table III - Statement showing shareholding pattern of the Public shareholder										
(1)	Institutions										
(a)	Mutual Funds	11	17887			17887	0.02	17887		17887	0.02
(f)	Financial Institutions/ Banks	4	850			850	0	850		850	0
(g)	Insurance Companies	5	615885			615885	0.74	615885		615885	0.74
Sub-Total (B)(1)		20	634622			634622	0.77	634622		634622	0.77
(3)	Non-institutions										
(a(i))	Individuals - i. Individual shareholders holding nominal share capital up to Rs. 2 lakhs.	26688	18647888			18647888	22.5	18647888		18647888	22.5
(a(ii))	Individuals - ii. Individual shareholders holding nominal share capital in excess of Rs. 2 lakhs.	195	12993189			12993189	15.68	12993189		12993189	15.68
(e)	Any Other (specify)	1375	7156929			7156929	8.64	7156929		7156929	8.64
Sub-Total (B)(3)		28258	38798006			38798006	46.82	38798006		38798006	46.82
Total Public Shareholding (B)=(B)(1)+(B)(2)+(B)(3)		28278	39432628			39432628	47.59	39432628		39432628	47.59
C	Table IV - Statement showing shareholding pattern of the Non Promoter- Non Public shareholder										
Total (A+B+C2)		28290	82864048			82864048	100	82864048		82864048	100
Total (A+B+C)		28290	82864048			82864048		82864048		82864048	100



Table II - Statement showing shareholding pattern of the Promoter and Promoter Group									
Sr.	No. Of Shares Underlying Outstanding convertible securities (X)	No. Of Warrants (Xi)	No. Of Shares Underlying Outstanding convertible securities and No. Of Warrants (Xi) (a)	Shareholding , as a % assuming full conversion of convertible securities (as a percentage of diluted share capital) (XI)= (VII)+(X) As a % of (A+B+C2)	Number of Locked in shares (XII)		Number of Shares pledged or otherwise encumbered (XIII)		Number of equity shares held in dematerialized form (XIV)
					No. (a)	As a % of total Shares held (b)	No. (a)	As a % of total Shares held (b)	
A	Table II - Statement showing shareholding pattern of the Promoter and Promoter Group								
(1)	Indian								
(a)		0	0	0.94	0	0	862137	100	862137
(d)		8952070	8952070	56.11	11818484	27.76	191941	0.45	42569283
Sub-Total (A) (1)		8952070	8952070	57.05	11818484	27.21	1054078	2.43	43431420
(2)	Foreign								
Total Shareholding of Promoter and Promoter Group (A)= (A)(1)+(A)(2)		8952070	8952070	57.05	11818484	27.21	1054078	2.43	43431420
B	Table III - Statement showing shareholding pattern of the Public shareholder								
(1)	Institutions								
(a)		0	0	0.02	0	0			8937
(f)		0	0	0	0	0			0
(g)		0	0	0.67	0	0			615885
Sub-Total (B) (1)		0	0	0.69	0	0			624822
(3)	Non-institutions								
(a(i))		0	0	20.31	0	0			17303798
(a(ii))		0	0	14.15	0	0			12959889
(e)		0	0	7.79	0	0			6875331
Sub-Total (B) (3)		0	0	42.26	0	0			37139018
Total Public Shareholding (B)=(B)(1)+(B)(2)+(B)(3)		0	0	42.95	0	0			37763840
C	Table IV - Statement showing shareholding pattern of the Non Promoter- Non Public shareholder								
Total (A+B+C2)		8952070	8952070	100	11818484	14.26			81195260
Total (A+B+C)		8952070	8952070		11818484	14.26	1054078	1.27	81195260



Individuals/Hindu undivided Family						
Searial No.	1	2	3	4	5	
Name of the Shareholders (I)	T G VENKATESH	T G RAJYALAKSHMI	T G BHARATH	JYOTHSNA S MYSORE	BODA MOURYA	Click here to go back
PAN (II)	ABKPT0189L	ADHPT4854B	ABAPT0540M	AEYPJ8348C	ACSPT0647A	Total
No. of fully paid up equity shares held (IV)	303848	322384	129744	13361	92800	862137
No. Of Partly paid-up equity shares held (V)						
No. Of shares underlying Depository Receipts (VI)						
Total nos. shares held (VII) = (IV)+ (V)+ (VI)	303848	322384	129744	13361	92800	862137
Shareholding as a % of total no. of shares (calculated as per SCRR, 1957) (VIII) As a % of (A+B+C2)	0.37	0.39	0.16	0.02	0.11	1.04
Number of Voting Rights held in each class of securities (IX)						
Class eg:X	303848	322384	129744	13361	92800	862137
Class eg:y						
Total	303848	322384	129744	13361	92800	862137
Total as a % of Total Voting rights	0.37	0.39	0.16	0.02	0.11	1.04
No. Of Shares Underlying Outstanding convertible securities (X)						
No. Of Warrants (Xi)	0	0	0	0	0	0
No. Of Shares Underlying Outstanding convertible securities and No. Of Warrants (Xi) (a)	0	0	0	0	0	0
Shareholding , as a % assuming full conversion of convertible securities (as a percentage of diluted share capital) (XI)= (VII)+(Xi)(a) As a % of (A+B+C2)	0.33	0.35	0.14	0.01	0.1	0.94
Number of Locked in shares (XII)						
No. (a)	0	0	0	0	0	0
As a % of total Shares held (b)	0	0	0	0	0	0
Number of Shares pledged or otherwise encumbered (XIII)						
No. (a)	303848	322384	129744	13361	92800	862137
As a % of total Shares held (b)	100	100	100	100	100	100
Number of equity shares held in dematerialized form (XIV)	303848	322384	129744	13361	92800	862137



Any Other (specify)							
Serial No.	1	2	3	4	5	6	7
Category	Bodies Corporate	Bodies Corporate	Bodies Corporate	Bodies Corporate	Bodies Corporate	Bodies Corporate	Bodies Corporate
Name of the Shareholders (I)	SREE RAYALA HI-STRENGTH HYPO LTD	TGV PROJECTS & INVESTMENTS PVT LTD	BRILLIANT INDUSTRIES PVT LTD	SREE RAYALA DUTCH KASSENBOUW P LTD	GOWRI GOPAL HOSPITALS PVT LTD	SREE RAYALA GALAXY PROJECTS PVT LTD	TGV SECURITIES PVT LTD
PAN (II)	AAKCS1605E	AAACT8340H	AAACB7874L	AACCS8584Q	AACCS9035Q	AAECS1589H	AAECS1590A
No. of the Shareholders (I)	1	1	1	1	1	1	1
No. of fully paid up equity shares held (IV)	20544496	11694248	7375243	1881109	1005375	54662	14150
No. Of Partly paid-up equity shares held (V)							
No. Of shares underlying Depository Receipts (VI)							
Total nos. shares held (VII) = (IV)+ (V)+ (VI)	20544496	11694248	7375243	1881109	1005375	54662	14150
Shareholding as a % of total no. of shares (calculated as per SCRR, 1957) (VIII) As a % of (A+B+C2)	24.79	14.11	8.9	2.27	1.21	0.07	0.02
Number of Voting Rights held in each class of securities (IX)							
Class eg: X	20544496	11694248	7375243	1881109	1005375	54662	14150
Class eg: y							
Total	20544496	11694248	7375243	1881109	1005375	54662	14150
Total as a % of Total Voting rights	24.79	14.11	8.9	2.27	1.21	0.07	0.02
No. Of Shares Underlying Outstanding convertible securities (X)							
No. Of Warrants (Xi)	0	0	8952070	0	0	0	0
No. Of Shares Underlying Outstanding convertible securities and No. Of Warrants (Xi) (a)	0	0	8952070	0	0	0	0
Shareholding, as a % assuming full conversion of convertible securities (as a percentage of diluted share capital) (XI)= (VII)+(X) As a % of (A+B+C2)	22.38	12.74	17.78	2.05	1.09	0.06	0.02
Number of Locked in shares (XII)							
No. (a)	4739240	2936042	4143202	0	0	0	0

As a % of total Shares held (b)	23.07	25.11	56.18	0	0	0	0
Number of Shares pledged or otherwise encumbered (XIII)							
No. (a)	15000	0	176941	0	0	0	0
As a % of total Shares held (b)	0.07	0	2.4	0	0	0	0
Number of equity shares held in dematerialized form (XIV)	20544496	11694248	7375243	1881109	1005375	54662	14150



Any Other (specify)	
Serial No.	
Category	Click here to go back
Name of the Shareholders (I)	
PAN (II)	Total
No. of the Shareholders (I)	7
No. of fully paid up equity shares held (IV)	42569283
No. Of Partly paid-up equity shares held (V)	
No. Of shares underlying Depository Receipts (VI)	
Total nos. shares held (VII) = (IV)+ (V)+ (VI)	42569283
Shareholding as a % of total no. of shares (calculated as per SCRR, 1957) (VIII) As a % of (A+B+C2)	51.37
Number of Voting Rights held in each class of securities (IX)	
Class eg: X	42569283
Class eg:y	
Total	42569283
Total as a % of Total Voting rights	51.37
No. Of Shares Underlying Outstanding convertible securities (X)	
No. Of Warrants (Xi)	8952070
No. Of Shares Underlying Outstanding convertible securities and No. Of Warrants (Xi) (a)	8952070
Shareholding , as a % assuming full conversion of convertible securities (as a percentage of diluted share capital) (XI)= (VII)+(X) As a % of (A+B+C2)	56.11
Number of Locked in shares (XII)	
No. (a)	11818484
As a % of total Shares held (b)	27.76
Number of Shares pledged or otherwise encumbered (XIII)	
No. (a)	191941
As a % of total Shares held (b)	0.45
Number of equity shares held in dematerialized	42569283



form (XIV)

For Sree Rayalaseema Alkalies
And Allied Chemicals Ltd.



(V. RADHAKRISHNA MURTHY)
C.G.M. And Company Secretary

